Poole Creek / Birken/ D'Arcy
'Closer to Home' Recreation Plan

March 21, 2014

Submitted by Gary Young Associates
Supported by Points of View Research & Consulting Ltd

Table of Contents

1) STUDY BACKGROUND....2

2) RECREATION TRENDS THAT IMPACT COMMUNITY....3

3) POOLE CREEK TO D'ARCY COMMUNITY SURVEY....4

4) SURVEY FINDINGS....5

a) Use of indoor facilities for registered or drop-in programs....5

b) Barriers that stand in the way of increased participation....7

c) What activities would people be interested in at a 'close to home' Facility....8

d) Willingness to pay....9

e) What about those who cannot afford programs....10

5) COMMUNITY MEETING....11

a) Community values....11

b) Possible community programs....11

6) DEVELOPMENT OF A COMMUNITY HALL....12

7) RECOMMENDATIONS re: PHASE 1 PRESENTED IN 2013....15

8) COMMUNITY OPEN HOUSE....16

9) DEVELOPING 'CLOSER TO HOME' RECREATION / ACTIVE LIVING PROGRAMMING....16

a) Existing locations for programs / services:....17

b) Program / Service Ideas for the above locations 2014:....17

c) Ideas around responsibilities:....17

d) Identified key areas of responsibility:....18

e) SLRD resources available to support:....18

f) Identified key community stakeholders:....18

10) NEXT STEPS:....19

a) Gates Community Recreation/Active Living Cooperative....19

b) The Seed to Table Program....20

c) Longer Range Plan....21

c) Funding **22**

Appendix 1 – Community Survey **23**

Appendix 2 – Project Steering Committee **42**

Appendix 3 – Supplementary Review of Similar Facilities **43**

1) STUDY BACKGROUND

This community based plan was developed in several stages.

Phase 1 - The Squamish-Lillooet Regional District requested a study to ascertain the potential for the development of a community recreation facility in the Poole Creek to D'Arcy communities which form a portion of Electoral Area C.
At the time that the project was intiated, the SLRD had purchased a house with a panoramic view of Gates Lake. This facility and surrounding property was intended to become the community recreation facility. A community meeting was held to discuss the project and give it shape. The meeting was well attended and detailed renovation plans were reviewed. Some participants wondered about the functionality of this particular house as a community centre.

After the survey was completed, and the data was being analysed, the SLRD announced that they had just purchased a wonderful 3 acre site across the highway from the original site. This new property includes over 600 ft. of waterfront on Gates Lake. Later the original property was sold given that the new property had the capacity to meet more community needs.

The geographic area studied is the portion of Area C from Poole Creek to D'Arcy. This area is reported to have 463 households.

The phase 1 project objectives were as follows:

- Determine the current patterns of recreation activities of the residents
- Identify barriers to increased participation
- Note new activities that would engage the residents and increase recreation activity
- Identify what services could be met through the establishment of a local community centre/ hall

A Project Steering Committee provided leadership to phase 1.

Phase 2 – The SLRD requested the development of a 'Closer to Home' recreation program strategy for possible implementation in the summer of 2014. A stakeholder's meeting reviewed all of the relevant material and developed a process that will lead to the development of local recreation/active living programs.

2) RECREATION TRENDS THAT IMPACT COMMUNITY

Understanding trends related to recreation/active living provides insight into potential opportunities and challenges. When studying trends, the information should not be used to *determine* decision making but rather to *inform*.

Customer trends

- Increasing disparity between the "haves" and "have-nots"
- Perception of a rushed lifestyle
- Shift in demand from formal to informal activities
- Need for residents to be more involved
- Dramatic decline in volunteerism

Age-specific trends

- Patchwork of early-childhood-development programs and supports
- Uniqueness of "tweens"
- Youth physical inactivity epidemic
- Family-centred activities
- Healthier aging population

Service-delivery trends

- Requirement of integrated solutions
- Connections being made between health and recreation
- Changing preferences in recreation and cultural activities

Outdoor-recreation trends

- Trail uses are the most popular activity
- Greatest needs are in relation to trails – connectivity, information, managing uses
- Challenges related to outdoor facilities for youth

Indoor-recreation trends

- Shift in demand for activities within indoor spaces
- Expectation for "green" buildings
- Shift toward a variety of facility-provision strategies (i.e., collaboration with not-for-profits, the private sector, etc.)

es

3) POOLE CREEK TO D'ARCY COMMUNITY SURVEY

A community survey was determined to be a key tool in the development of a final report. The questionnaire and survey notification letter were developed by the consultants with input from the project steering committee. Staff at the SLRD compiled the addresses of the survey population, had the letters, questionnaires and envelopes printed, assembled and mailed the survey packages. The mailing date was November 19, 2012. The recipients were given the choice to enter the data on line or drop a hard copy in one of two locations.

The participation rate was 75/463 delivered survey packages, or 16%.

A sample of 75 yields results that can be expected to be accurate at least plus or minus 11 percentage points 19 times out of 20. Results for demographic sub-groups will be less reliable. The least reliable results due to small sub-group size are for older respondent households of 65 and older.

The study referenced current services provided in the 'valley' or the 'corridor'. Services are provided by not-for-profits and the private sector, as well as the SLRD, The Lil'wat Nation and the Resort Municipality of Whistler.

4) SURVEY FINDINGS

a) Use of indoor facilities for registered or drop-in programs

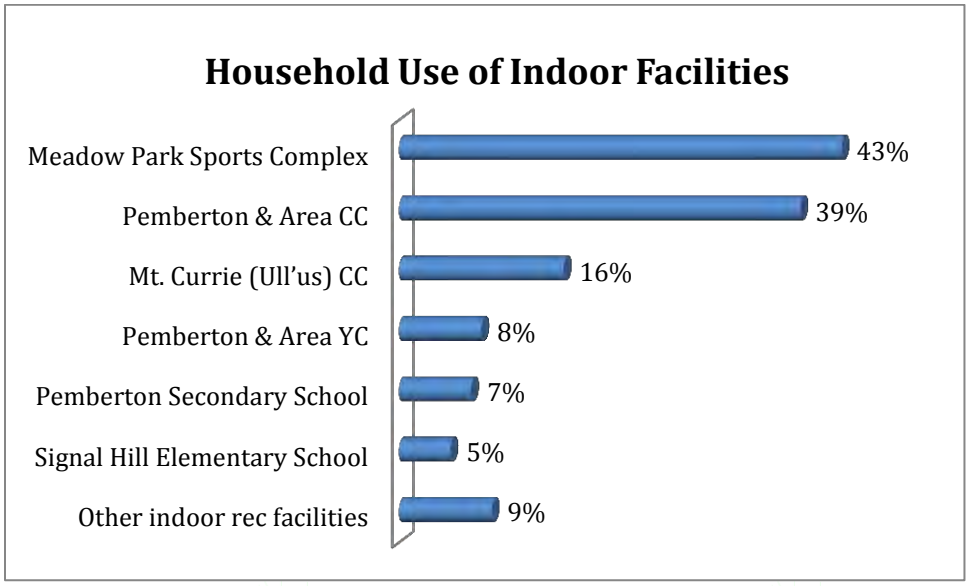

Households with children were more likely than those without children to use each of the facilities.

Households with no children living at home were twice as likely as those with children to use none of the facilities.

Meadow Park Sports Centre is used by 59% of households of 19 to 44 year olds, 30% of those 45 to 64 years, and 27% of those 65 and older.

Pemberton & Area Community Centre is used by 53% of households of 19 to 44 year olds, 23% of those 45 to 64 years, and 36% of those 65 and older.

Mt. Currie (Ull'us) Community Centre is used by 24% of households of 19 to 44 year olds, 7% of those 45 to 64 years, and 18% of those 65 and older.

Residents see and value the continuum of facilities from those facilities that require a large catchment area 'corridor' to function (e.g. arenas and pools at Meadow Park) to those that require a medium catchment area 'valley' to be successful (e.g. Pemberton and Area CC and Ull'us CC)

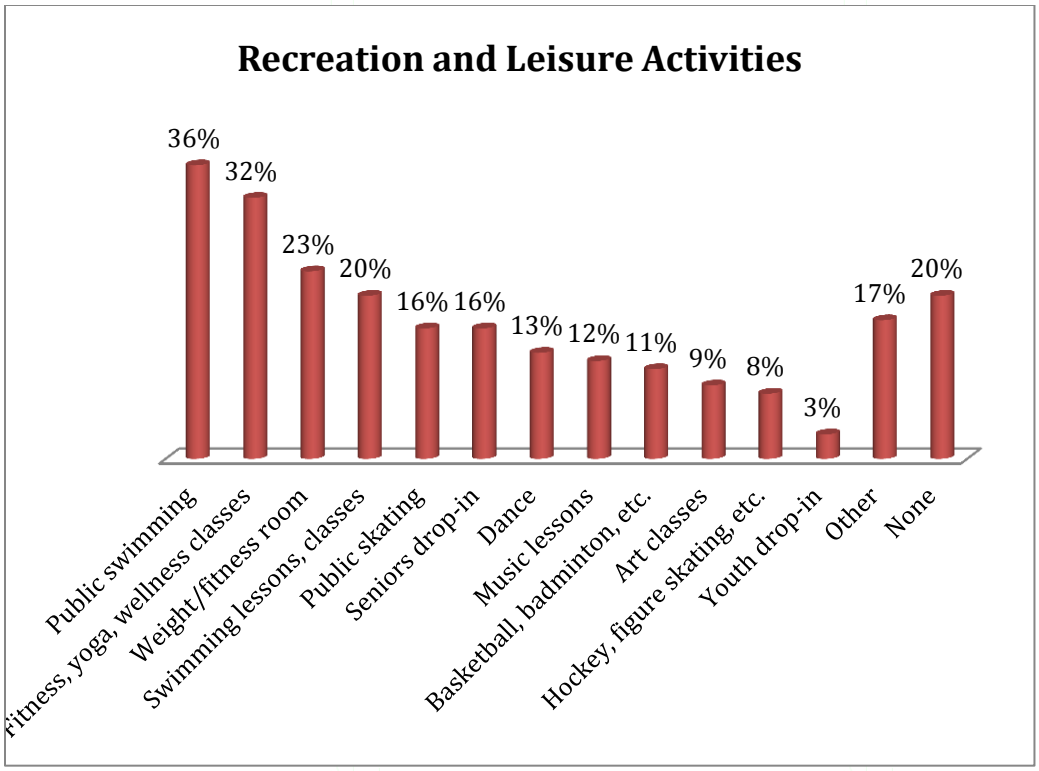

The local residents are quite active utilizing both indoor and outdoor recreation.

Households with children were more likely than those without children to participate in public swimming, swimming lessons or other guided classes, basketball, floor hockey, badminton, etc. and youth drop-in.

Households with no children living at home were more likely than those with children to participate in senior's drop-in or not to participate in any of the activities asked about in the survey.

The most popular activities for households of the youngest survey respondents, 19 to 44 years, were fitness, yoga and wellness classes, public swimming, weight / fitness room, swimming lessons or other guided classes.

The most popular activities for households of survey respondents, 45 to 64 years, were public swimming, public skating, and fitness, yoga and wellness classes.

The most popular activities for households of survey respondents were senior's drop-in, fitness, yoga and wellness classes, and public swimming.

b) Barriers that stand in the way of increased participation

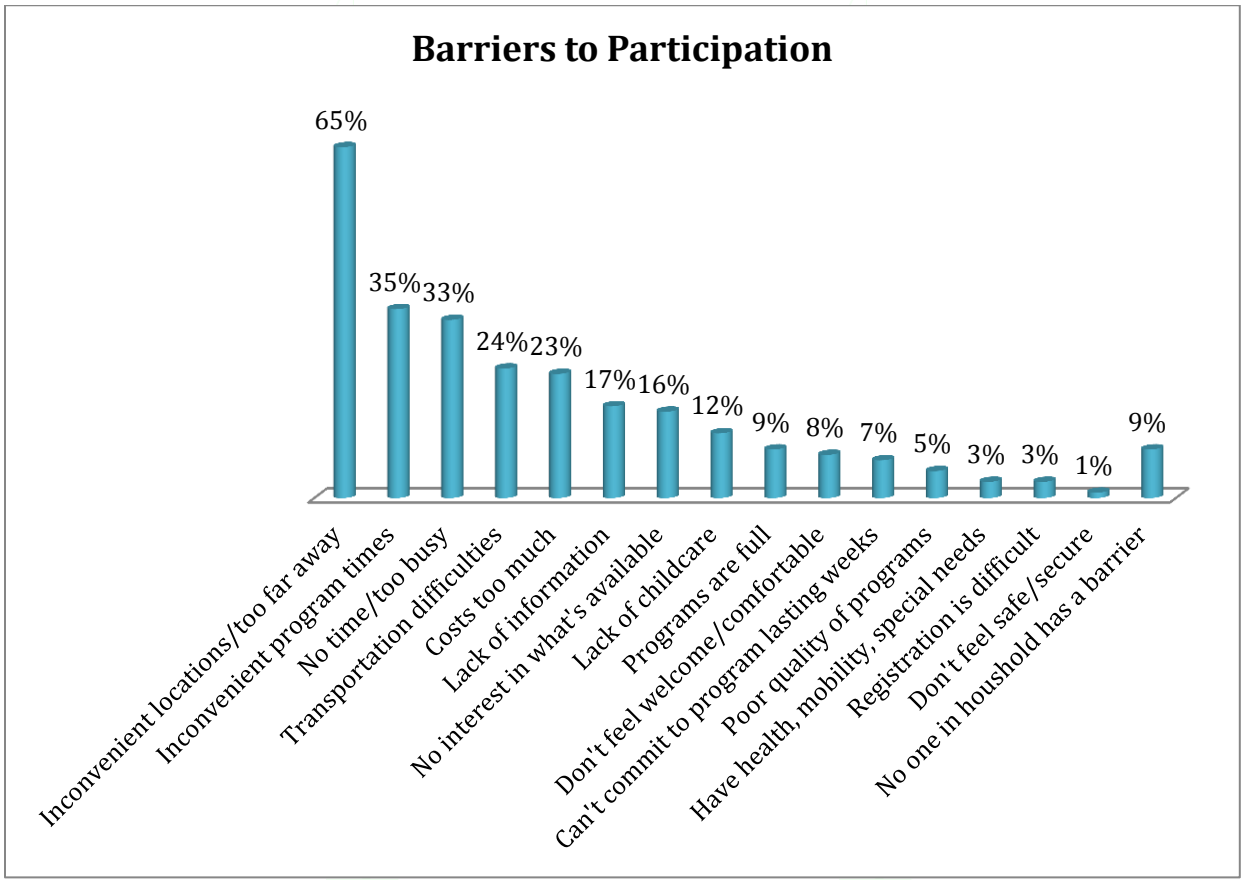

- The most frequently mentioned barrier, *inconvenient locations / too far away*, was said to be a barrier that limits or prevents participation in two-thirds (65%) of surveyed households.

The timing of programs is inconvenient (35%) and lack of time / too busy with other things (33%) were barriers to someone in a third of households. In a quarter of households, transportation difficulties (24%) and what I / what we want to do costs too much (23%) were barriers to participation in recreation and culture activities.

- *N*on users share the same priorities as users

- About one in ten (9%) of survey respondents said *no one in their household has a barrier to participating in activities*.

- The most important barrier for half (49%) of surveyed households is *inconvenient locations / too far away*. This is the most important barrier for all age groups, households with and without children, and the both users and non-users of recreation facilities.

- *Lack of time / too busy with other things* is the second most important barrier for households of survey respondents who are 45 to 64 years (20%), those with no children at home (18%),

and non-users of recreation facilities (28%). *The timing of programs is inconvenient* is the second most important barrier for households of 19 to 44 year olds (15%) and users of recreation facilities (11%).

c) What activities would people be interested in at a 'close to home' Facility

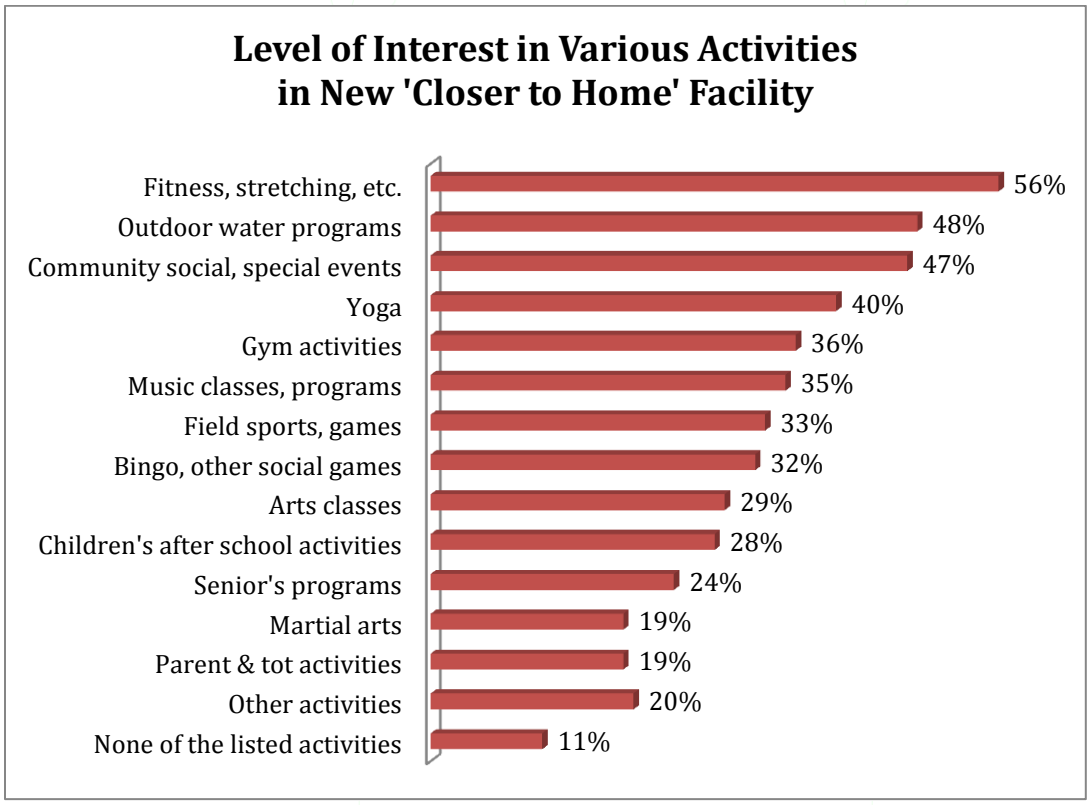

All of the types of activities asked about in the survey received moderate to very strong endorsement. The level of interest was highest for *fitness, stretching, etc.* (56% of surveyed households), followed by *outdoor-oriented water programs such as swimming, paddling, etc.* (48%), and *community social or special events* (47%).

Adults
Younger adults 19 to 44 years indicated very high to fairly high levels of interest in all of the types of activities.

The largest percentages of the middle age bracket group, 45 to 64 year olds, were interested in *outdoor-oriented water programs such as swimming, paddling, etc.,* as well as indoor activites as follows:(43%), *fitness, stretching, etc.* (40%), *community social or special events, yoga* and *bingo and other social games* (each 30%).

Seniors
82% of households with at least one person 65 or older indicated an interest in *senior's programs.* Other types of activities of interest to seniors were *community social or special events* (45%), *yoga* and *bingo and other social games* (36%), and *arts classes* (27%).

Households with children
67% of households with children indicated an interest in *children's after school activities*, 60% were interested in *outdoor-oriented water programs such as swimming, paddling, etc.,* 57% were interested in *community social or special events,* 53% were interested in *field activities – soccer, slo pitch, volleyball, badminton etc., gym activities such as basketball, floor hockey, badminton etc.*, and *music classes and programs*, and 43% in *parent and tot activities* and *arts classes.*

Non Users
The largest percentages of facility non-users were interested in *fitness, stretching, etc.* (45%), *community social or special events* (38%), *senior's programs* (31%), *outdoor-oriented water programs such as swimming, paddling, etc.* (28%), *yoga (*24%), and *gym activities such as basketball, floor hockey, badminton etc.* (21%).

d) Willingness to pay

Just under half (47%) of survey respondents said they pay user fees now to participate in recreation activities.

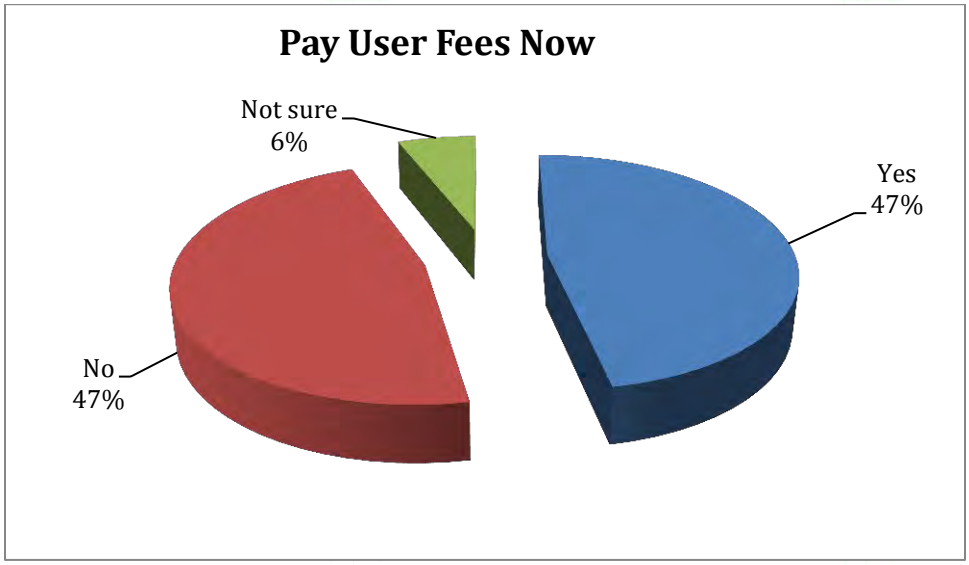

Households currently paying users fees include 65% of those 19 to 44 year olds, 60% of those with children in the home, and 63% of users of recreation facilities.

Those who currently pay fees were more likely than those who do not to say they would pay a fee for recreation programs offered at a local community centre or hall. Two-thirds of fee payers (66%) said they definitely would pay a fee for local programs, and another 23% said they probably would.

17% of those who do not currently pay fees said they definitely would pay a fee for recreation programs offered locally in a new hall or community centre, and another 43% said they probably would pay a fee.

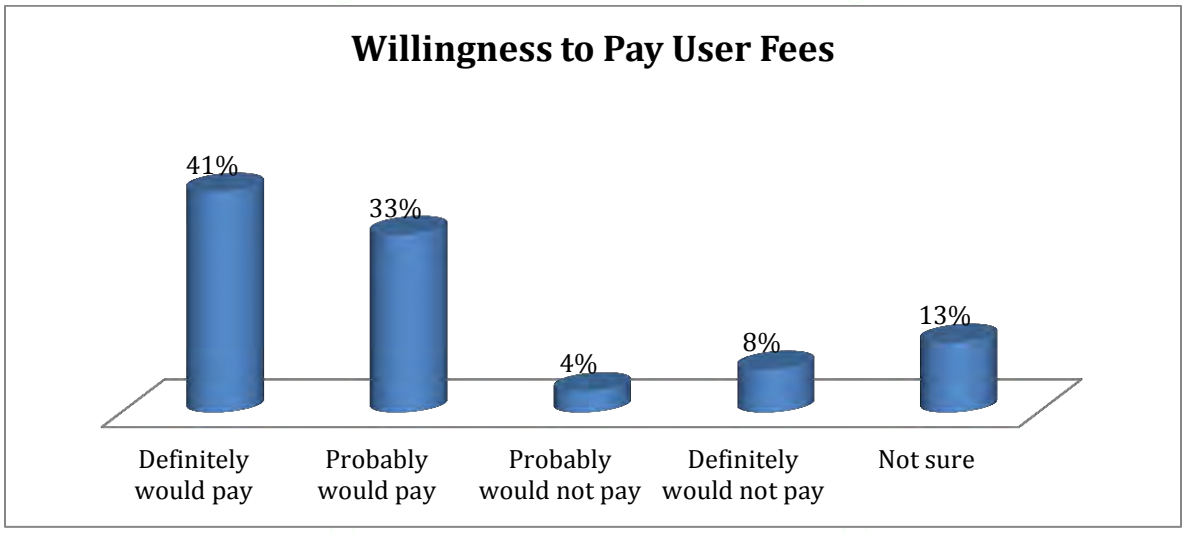

A large majority of survey respondents (75%) were definitely or probably willing to pay user fees for recreation programs offered in a new community centre or hall in their local community.

Those willing to pay included:

- 85% of current users of recreation facilities and 59% of non-users
- 83% of those with children and 69% of those with no children at home
- 85% of those 19 to 44 years, 60% of those 45 to 64 years, and 82% of those 65 years and older

e) What about those who cannot afford programs

If a resident does not have sufficient funds to participate in programs the SLRD offers an assistance program called 'LIFE' which offers discounted program fees.

However only about a fifth of survey respondents (19%) had heard of the LIFE program.

The highest levels of awareness were among those with children (27%), younger adults 19 to 44 years (27%), and current users of recreation facilities (22%).

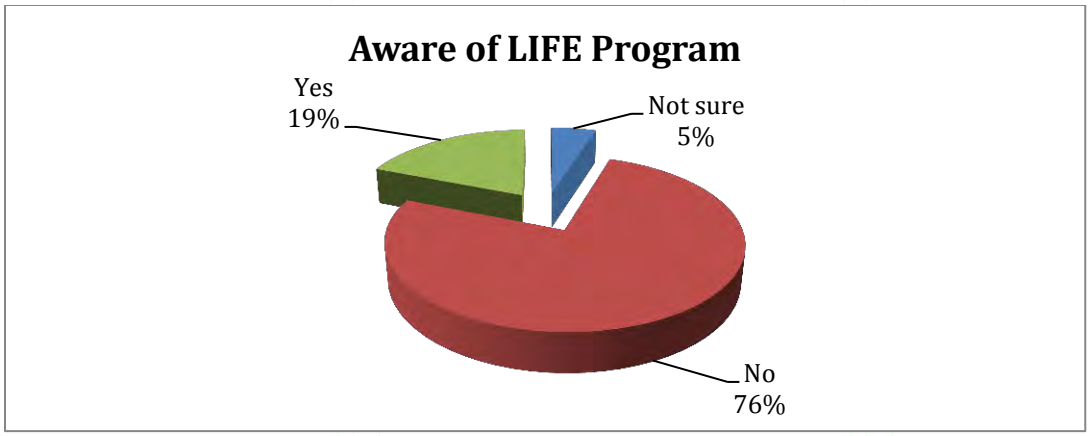

5) COMMUNITY MEETING

A community meeting was held on March 4, 2013 to review the survey results and add additional information to this report. Approximatly 40 residents participated.

a) Community values

Understanding local community values provides a foundation for any project conclusions. The following is an overview of the reponses from the working tables.

These unique community values can be summarized as follows:

- A sense of cooperation and participation
- Family oriented community including youth
- Self Sufficiency – (private / independent / free / entrepreneurial / survivalist)
- Outdoor oriented – natural environment / renewable energy, informal sports etc.
- Inclusive – a sense of belonging and mutual respect
- A safe environment (physical and emotional)
- Rich history & culture

b) Possible community programs

The Community also brainstormed potential program offerings. The most popular of those listed in the meeting included:

- Parent and tot programs
- Family Programs
- Socials / Special Events
- Youth drop ins

- Seniors activities
- Fitness of various kinds
- Martial arts
- How to classes: e.g. photography, gardening, cooking
- Boat launch activities / rental & storage
- Outdoor sports
- Indoor sports
- Meeting place

6) DEVELOPMENT OF A COMMUNITY HALL

It is clear that the residents of this portion of Area C are active. However, travel time to the Pemberton and Whistler facilities is seen as a barrier to increased activity.

The Whistler facilities are used primarily as regional centres for swimming and skating however the travel time of over an hour each way is a deterrent to more regular use.

The residents also make use of the various facilites in the 'valley' when posssible. However the travel time of 35 - 45 minutes is also a barrier for some persons. This becomes even more complex for families, particularly for those with children who commute to Pemberton and are tied to a school bus schedule. For after school programming parents make the hard choice of organizing 'sitters' in Pemberton from after school until the commencement of programs or they retrace the school bus trip with a second drive to and from Pemberton later in the day.

A number of residents and particularly seniors have chosen to use the relatively new recreation facilitities in Mt Currie which is 6 km shorter than the drive to Pemberton.

The study revealed that the one missing piece in this continuum of services is the lack of a local facility. There are a few buildings in the D'Arcy area that might provide additional recreation opportunities for the general public. However, the current buildings are not meeting the needs of the communities studied. As such additional indoor facilities are required.

Community Hall – Sunshine Coast

The solution would be the construction of a local community hall in the new Gates Park.

Typically these community halls are operated by a volunteer steering committee and supported with advice and some support services from the Regional District. The programs are typically designed to compliment the program offerings in the regional facilities and sometimes utilize the same instructors. Other programs are offered by local residents.

Many community halls are supported by the regional government resources such as utilization of on line registration and accounting software which is made available to support the community hall administartion. As well professional staff provide program advice and support. Given that the halls are typically owned by the Regional Government the major maintenance program becomes a regional government responsibility to ensure protection of the asset. Day to day maintenance is usually provided through the services of a local contractor and volunteers.

The transfer of some current users from regional facilites to community hall programming often creates openings for others to attend programs that are otherwise sold out. Thus additional participation is created.

The community has noted a number of programs that would best fit into a smaller community facility if one were available. The demands for local programming in this community include programs that typically fill mornings and evenings with adult programs, after school time slots for children and daytime slots for seniors and adults. The communities currently support a number of special events and demand is significant to support additional activities of this nature.

There exists a significant number of residents who are prepared to pay reasonable fees to cover the direct cost of most programs and possibly some building overhead.

Thus any new recreation facility should be well used. It was noted that there are residents for whom fees would be a barrier to particpation. The SLRD does have a financial assistance program however only 1 in 5 persons is aware of this program. The SLRD supports this program because one of the roles of government is to ensure that all residents have access to 'need meeting' recreation services. Hence the program needs to be reviewed to ensure that it is meeting its intended purpose.

The hall itself should be large enough to support larger play activites such as childrens/youth active sports as well as fitness / yoga etc. for adults. Thus a large multipurpose room with a wood or active surface floor is required.

A small multipurpose room would support smaller community meetings and less active recreation activities and some basic administration and 'how to' classes. The centre should also include a large maintenance and program equipment storage area including local special event tents.

The following are some examples of community halls that best match the components proposed for a Gates Lake Hall.

- Centennial Lodge in New Westminster, has several components that match this project with the exception that the main hall cannot support volleyball and basketball.
- The North Shore Hall in Nelson has most of the components that match this project with the exception of a volleyball court.
- Matsqui Community Hall in Abbotsford is also of a similar size. It does not cater to sports groups but the main hall certainly could support these activities. The City has other buildings that support indoor sport.
- Another facility that has been functioning successfully is Murrayville Hall in Langley.
- Finally the Seylynn Hall in North Vancouver has supported all of the activities that we have noted in this report.

There are many more community halls in the province that could be referenced from the Balfor Hall in Nelson to the five community halls on the Sunshine Coast. The ones noted above are perhaps some of the better comparators. All of the following suggestions are based on recreation programming opportunities. Any requirements with regard to design and construction techniques should be left to an architect.

The study indicated that there was significant demand for informal outdoor activities that would support communiy special events, family activities, and informal sport activities such as a mini soccer field, small batting cage, natural child play area and informal slow pitch type playing field. There is also signicant demand for water access such as swimming, rowing and paddling. These activities are usually best complimented by a community dock. It should be noted that there was virtually no demand for power boating expressed in the survey. The challenge with any park aquatic programs is the need to cross the CN tracks. The SLRD is in ongoing discussions with CN to provide a safe track crossing.

The newly aquired park on the lake could meet the variety of needs expressed by the local residents.

Natural Childrens Play Area

7) RECOMMENDATIONS re: PHASE 1 PRESENTED IN 2013

That the SLRD:

1) Continue to support the Continuum of Recreation Services that are meeting the various needs of the residents of the Poole Creek to D'Arcy communities.

2) Build a community hall in the Poole Creek to D'Arcy area possibly in the newly aquired parkland at Gates Lake.

The facility should include:

- A large multi purpose room including a divider with an active play area floor;
- Domestic kitchen;
- Small multipurpose/ meeting room;
- Office, storage/ maintenance area; and
- Outside porch / stage area 40X20 to support festival tent

3) Include in the area surrounding the community hall an informal playing field capable of supporting informal games such as childrens soccer, casual baseball, special events and community dock.

4) Negotiate a shared operating agreement with the Birken Recreation / Cultural Society possibly suported by the Poole Creek Community Co-op to operate the new community hall.

5) Supply sufficient staff and resources to support the community provision of local recreation services that complement the continuum of services currently being utilized by the local residents.

6) Review the L.I.F.E. financial assistance program to ensure that it is meeting the needs of the Poole Creek , Birken, D'Arcy communities.

8) COMMUNITY OPEN HOUSE

Following the completion of the Phase 1 report the community came together on July 17, 2013 at the new park to review the findings and provide input to the next steps. The gathering/ community barbecue was well attended with over 50 persons reviewing the findings, enjoying the park, and providing input through input sheets and informal discussion groups.

In the main the plan met with strong community support. The new park was much appreciated and was seen as a wonderful new setting to recreate as individuals, families and community gatherings.

The more specific input was as follows:

- Develop the park and gain better access to the lake
- Move slowly on the community centre development and stage the building so that the proper size to meet community needs can be determined. Suggested staging could be as follows:
    1. Renovate current building to provide -water/washrooms/First Aid station.
    2. Build a stage for tent and a gazebo
    3. Create a natural landscape, "safe" kids area
    4. Add a dock /wharf and change rooms
    5. Build multi-use facility for social events (bingo, etc.) and after-school program.
- Improve parking in park
- Develop trails

9) DEVELOPING 'CLOSER TO HOME' RECREATION / ACTIVE LIVING PROGRAMMING

A meeting of nine community representatives and three staff from the SLRD and Vancouver Coastal Health working in this communty met on February 25th, 2014 to lay out a path to build 'closer to home' community recreation services to the community.

The group reviewed the primary finding to date and a status report of the current state of the Gates Park development.

The following is a summary of the meeting discussions:

a) Existing locations for programs / services:

- Gates Lake Park – outdoor only
- Local Homes
- Trails
- Heritage Park
- N'Quatqua Hall
- Elder Youth Centre
- Birken Lodge
- Blackwater School Community Playground
- U'llus Community Centre – Mt. Currie

b) Program / Service Ideas for the above locations 2014:

Spring / Summer	Fall / Winter
▪ Spring clean-up event ▪ Archery ▪ Swimming ▪ Paddling ▪ Fire pits – story telling ▪ Community garden ▪ Art and sculpture garden ▪ Edible garden ▪ Youth drop in nights ▪ Movie night ▪ Community dance ▪ Croquet tournament ▪ Disc golf ▪ Farmers market ▪ Arts and crafts festival ▪ Outdoor basketball drop-in	▪ Shinny tournament ▪ Skating party ▪ Harvest market ▪ Halloween party – fire works ▪ Floor hockey ▪ Volleyball ▪ Basketball ▪ Snowshoe club ▪ Games night ▪ Mom and baby programs ▪ Child-minding co-op

c) Ideas around responsibilities:

- Ask SLRD to provide programming or partner with Pemberton Community Centre
- Ask local Bands to provide services

- Create a community phone tree for monitoring / clean-up of the park
- Ask various groups to take on special events
- Create or second current community groups to take on programs
- Offer a maintenance contract for the responsibilities associated with the park
- Meet with one or more of the existing organizations / societies and ask if they are interested in taking on the mandate of recreation programming
- Need to dialogue with identified organizations to gage interest

d) Identified key areas of responsibility:

1. Administration
2. Monitoring / Maintenance
3. Programming

e) SLRD resources available to support:

- Staff hours – meetings and programming support
- Marketing – leisure guide, PCC bulletin boards, email distribution lists, SLRD website
- Registration of programs – new recreation software which will eventually support online registration
- Programs hosted at PCC that meet local and regional needs
- Supports in applying for grants – BC Healthy Communities Innovate Grant ($20,000)
- Overseeing contracts to maintain the park
- Special events support

f) Identified key community stakeholders:

The next discussion reviewed possible models. It was noted that most Community Halls in B.C. are operated with some form of community involvement in the operations. Typically the local government, in this case the SLRD, provides some support. Most Community Halls are included in the local government inventory and as such the local governmnet bears the primary responsibility for protecting the public asset. This usually inlcudes insurance and funding to support building maintenance. Often the local governments supply additional support for community programming.

The governance models range on a continuum as follows:

Program Advisory Committee

In this model the SLRD would operate the hall and seek advice from time to time from an appointed program advisory committee. Most of the advice sought would be related to program offerings.

Not for Profit Operator

In this model the SLRD would strike a contract with a local Not for Profit Society. The contract would lay out the division of responsibilities between the two parties. These range from responsibility to deliver programs through to full operation of the building

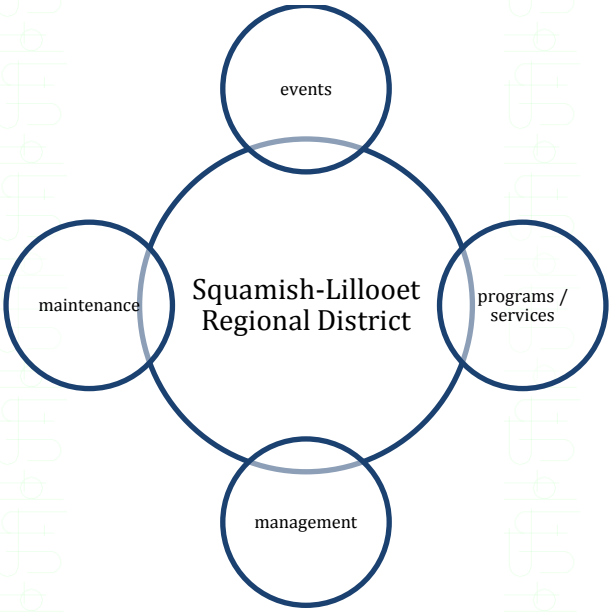

10) **NEXT STEPS:**

The group came to consensus on the intial step that should be taken in the spring of 2014 to build on the current community offerings and momentum to create a 'Closer to Home' recreation/ active lifestyle set of programs utilizing the newly created park and other local amenities.

a) Gates Community Recreation/Active Living Cooperative

The stakeholders suggested that the standing local community organizations be invited to form an informal cooperative to produce community recreation services beginning in the summer of 2014.

This cooperative set of groups could include the following:

- Pool Creek Co-op
- Birken Recreation and Cultural Society

- Birken Fire Society
- N'Quatqua Band
- Lil'wat Nation
- Vancouver Coastal Health
- School District #48
- Pemberton and District Public Library
- SLRD

It was noted that many of these groups have or are planning various community special events which would be better coordinated and promoted through the proposed Gates Lake Recreation Cooperative. It was also noted that the proposed cooperative would have the option to become the foundation of a Gates Lake Not for Profit at some future date as the park and community hall project develops.

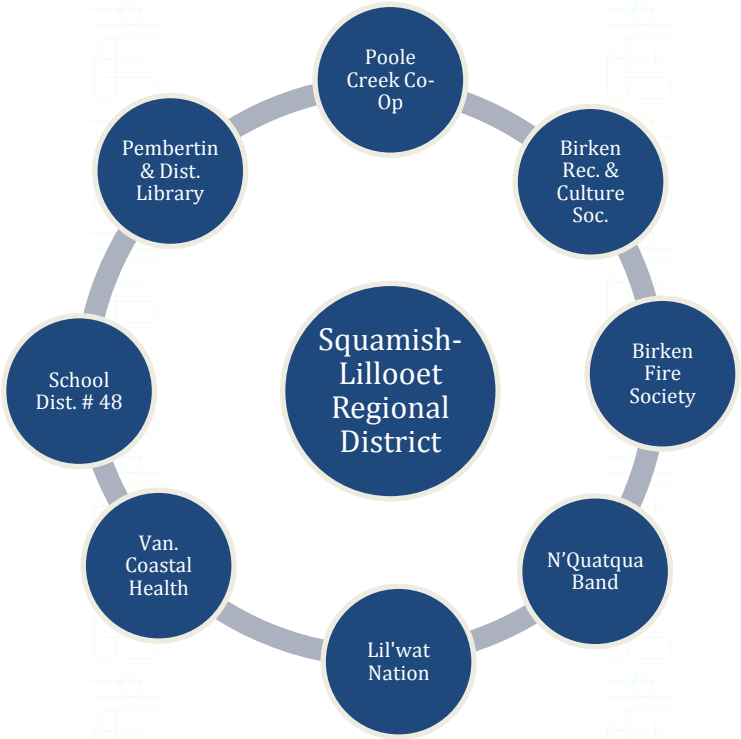

b) The Seed to Table Program

The Seed to Table program is another example of an ongoing collaborative community effort which began in 2012 and could become a focus of the proposed Gates Lake Recreation Cooperative.

This program was established through the Winds of Change program, a collaborative harm reduction effort of the Village of Pemberton, Lil'wat Nation and Electoral Area C of the SLRD.

School District #48 was an early supporter of the program and currently plays a key role in candidate selection. The program has also been supported by the following local businesses: Across the Creek Organics, Pemberton Valley Supermarket and Mount Currie Coffee Co. as well as the following community groups : Pemberton Youth and Family Services, Pemberton Valley Seniors Society, Sea to Sky Community Services Society.

The Seed to Table program connects vulnerable youth with healthy food while providing opportunities for skills training, inter-generational community connection and mutual support. The program is designed to increase protective factors (e.g. self-esteem, self-efficacy, connectedness, and employability) against mental illness and drug and alcohol use for youth in transition living in Electoral Area C of the Squamish-Lillooet Regional District (SLRD), including the Village of Pemberton and Mount Currie.

The Seed to Table program has been running for 2 years and has been supported by funding from the Community Action Initiatives program.

The Seed to Table program has been creating opportunities for youth to connect, learn about the food system, and become skilled in areas that will support local job opportunities.

The program will be expanded in the summer of 2014 to include a new Work Experience Legacy Building project at Gates Lake Park. Members of the proposed Gates Lake Recreation Cooperative have agreed to participate i.e. Birken Recreation and Cultural Society, the Birken Fire Society and the Poole Creek Co-op. As well, the N'Quatqua Nation will provide in-kind access to a 14 passenger van, enabling youth to travel to and from the work site, providing a much-needed shuttle service to area residents. Vancouver Coastal Health was involved in the early stages of the program development and the SLRD is taking steps to formalize and potentially expand their involvement.

The program will provide participants with paid work building trails, and a unique edible forest at the new Gates Lake Community Park. The pilot project will also include an "Odd Job Squad" to aid local seniors.

The Work Experience program will provide mentorship, physical activity, skill development and enhanced work experience to at-risk youth while strengthening their community connections. The community, including local seniors, will gain access to a labour pool supervised by local experts.

Project stakeholders have already met to discuss community health and recreation needs and to formulate the project concept. The project lead will continue to coordinate regular meetings between collaborators. The project will be showcased on the Youth Services page of the soon-to-be-relaunched SLRD website. An application for funding for 2014 has been submitted to the Healthy Communities Capacity Building Grants for Local Governments.

c) Longer Range Plan

The meeting participants also laid out the following flow chart of actions that the SLRD and the various identified stakeholders should consider in parallel with the provision of an initial set of services. It was agreed that the first step would be to call together the various local commmunity groups in April of 2014 and propose the establishment of a Gates Lake Recreation Cooperative. If this is agreeable the new cooperative will confirm an agreed upon action plan.

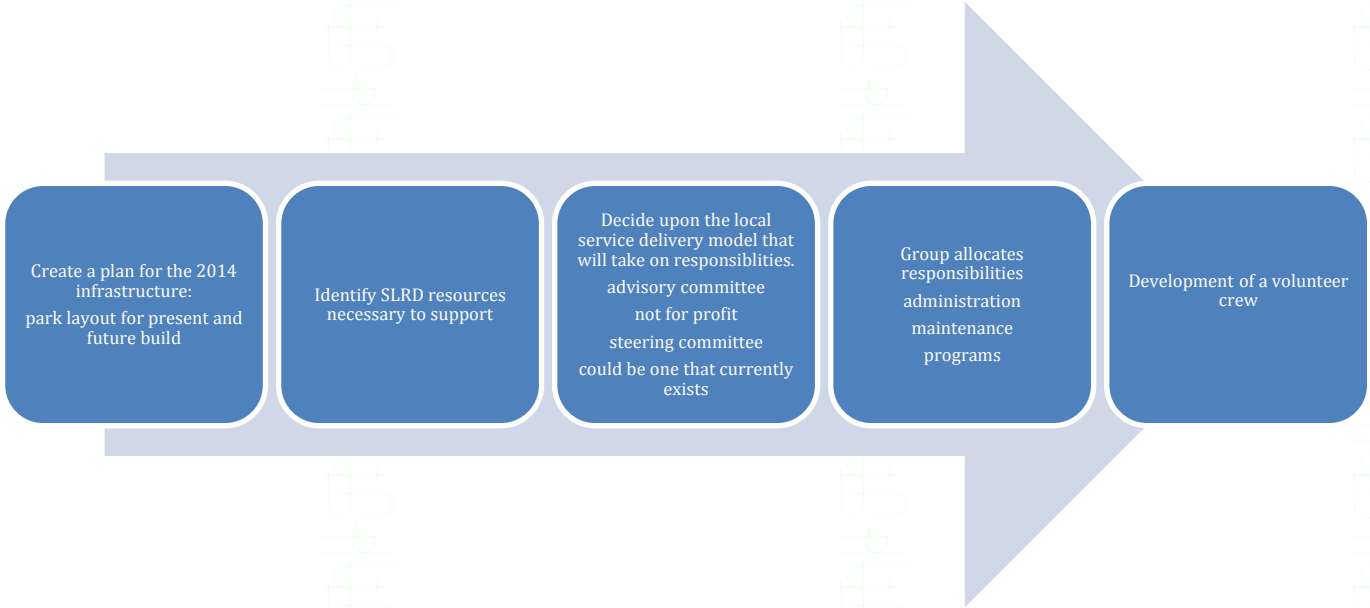

c) Funding

The stakeholder meeting recommended that the SLRD support the above noted efforts in the following manner:

1) Apply for the BC Healthy Communities Innovate grant of $20,000 with the idea to offer a satellite program of Seed to Table at the Gates Lake site and explore how a partnership with Dani Schranz's trail building initiative may fit.

2) Set aside funds in the annual budget to support community intiatives.

3) Create an ongoing dialogue with the community to maximize local community volunteer resources during the design and construction phases of the proposed community hall.

Appendix 1 – Community Survey

Poole Creek to D'Arcy Recreation Survey

A Survey Research Report

Points of View Research & Consulting Ltd.

2/4/2013

TABLE OF CONTENTS

INTRODUCTION 1

Background 1
Research Objectives 1

RESULTS 2

Use of Indoor Recreation Facilities for Registered and Drop-in Programs 2
Levels of Participation in Types of Recreation and Leisure Activities 3
Barriers that Limit or Prevent Participation 5
Interest in Various Types of Activities if Located Closer to Home 7
Willingness to Pay Fees for Programs in a New Local Facility 9
Level of Current Fee Paying for Recreation Programs 9
Level of Awareness of LIFE, a Financial Assistance Program for Recreation 10
Characteristics of Sample 11
Comments of Respondents 12

SURVEY METHODOLOGY 16

Survey Design 16
Questionnaire Development 16
Sample Size and Data Analysis 16
Questionnaire 17

INTRODUCTION

Background

In the survey notification letter sent to all householders in the communities from Poole Creek to D'Arcy, residents were invited to participate in a survey and provide input to recreation services that are available to them. They were told that *a plan will be developed to provide strategies for the next 5 years that will lead to improved services. The Squamish Lillooet Regional District is committed to doing its part to support each person's efforts to achieve the benefits of a healthy and active lifestyle.* The focus of the survey was on current patterns of public recreation participation and use of existing buildings, barriers to participation, and what types of activities residents might be interested in if offered locally. One question of the survey asked residents about the types of programs and activities that would be of interest if offered in a facility closer to home; however neither the survey nor the letter referred to any particular building that could be acquired or used as a possible location for new locally delivered recreation and leisure programs and activities.

Research Objectives

The main objectives of the survey were to:

- measure the household levels of use of indoor recreation facilities in the past year for registered and drop-in programs;
- measure the levels of household participation in various types of recreation and leisure activities;
- identify the main barriers that limit or prevent participation;
- identify the various types of activities of interest to residents if located closer to home;
- determine willingness to pay reasonable fees for programs in a new local facility;
- measure the level of current fee paying to participate in programs; and
- measure the level of awareness of LIFE, a financial assistance program for recreation.

RESULTS

The format for reporting the survey results consists of presenting the question (enclosed by a box), followed by a chart or table that summarizes the finding(s), along with narrative that describes the finding(s) in words.

USE OF INDOOR FACILITIES FOR REGISTERED OR DROP-IN PROGRAMS

1. Do you or anyone in your household currently use any of these recreation facilities to participate in registered or drop-in programs? Include any used now or in past year from October 2011 to end of October 2012.

Meadow Park Sports Complex and Pemberton & Area Community Centre were used by the largest percentages of survey respondent households, followed by Mt. Currie (Ull'us) Community Centre.

Two-thirds of surveyed households (65%) used one or more of the facilities listed in the survey in the past year, while a third (35%) said their households used none of these facilities.

- Households with children were more likely than those without children to use each of the facilities.
- Households with no children living at home were twice as likely as those with children to use none of the facilities.

- Meadow Park Sports Complex is used by 59% of households of 19 to 44 year olds, 30% of those 45 to 64 years, and 27% of those 65 and older.

  Pemberton & Area Community Centre is used by 53% of households of 19 to 44 year olds, 23% of those 45 to 64 years, and 36% of those 65 and older.

  Mt. Currie (Ull'us) Community Centre is used by 24% of households of 19 to 44 year olds, 7% of those 45 to 64 years, and 18% of those 65 and older.

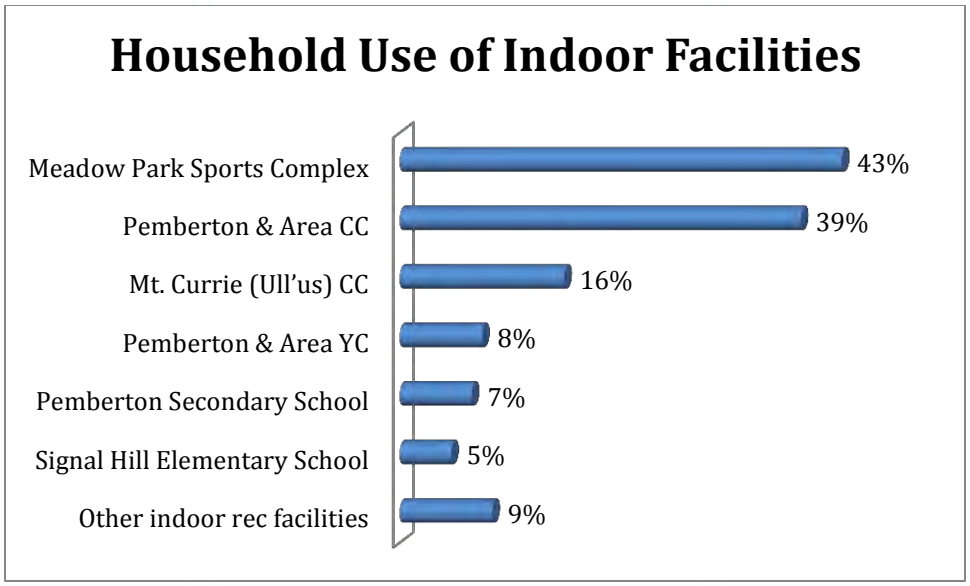

Other facilities not asked about in the survey but mentioned as used by survey respondents included:

Squamish pool, Tadasana Yoga Studio, HPOP at SSCS
Yoga
Yoga in Poole Creek
D'Arcy Hall
Legion
N'Quatqua Hall
The pool in Whistler

As shown in the next chart, half of Pemberton & Area Community Centre users (52%) use this facility frequently, defined as once a month or more. Frequent users of this facility represent 20% of the survey sample. Meadow Park Sports Complex is used frequently by 15% of the sample and 34% of its users. Mt. Currie (Ull'us) Community Centre is used frequently by 5% of the survey sample and 33% of its uses.

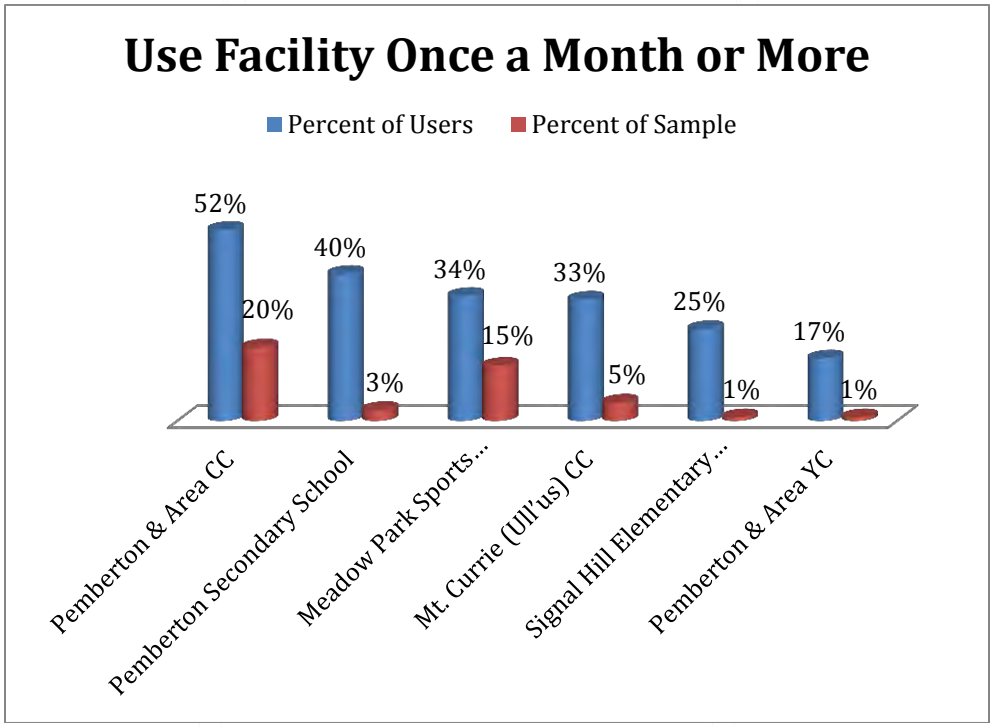

LEVELS OF PARTICIPATION IN TYPES OF RECREATION AND LEISURE ACTIVITIES

2. What indoor recreation and leisure activities do you or other household members participate in? Include those participated in now or in the past year from October 2011 to October 2012.

The top two types of recreation and leisure activities participated in are public swimming (36% of households) and fitness classes, yoga, and wellness classes (32%). Next are weight or fitness room (23%) and swimming lessons or other guided classes (20%).

One in five survey respondents (20%) said that no one in their households participated in any of the activities in the past year.

- Households with children were more likely than those without children to participate in public swimming, swimming lessons or other guided classes, basketball, floor hockey, badminton, etc., and youth drop-in.

- Households with no children living at home were more likely than those with children to participate in senior's drop-in or not to participate in any of the activities asked about in the survey.

- The most popular activities for households of the youngest survey respondents, 19 to 44 years were fitness, yoga and wellness classes, public swimming, weight / fitness room, swimming lessons or other guided classes.

- The most popular activities for households of survey respondents, 45 to 64 years were public swimming, public skating, and fitness, yoga and wellness classes.

- The most popular activities for households of survey respondents, 65 and older were senior's drop-in, fitness, yoga and wellness classes, and public swimming.

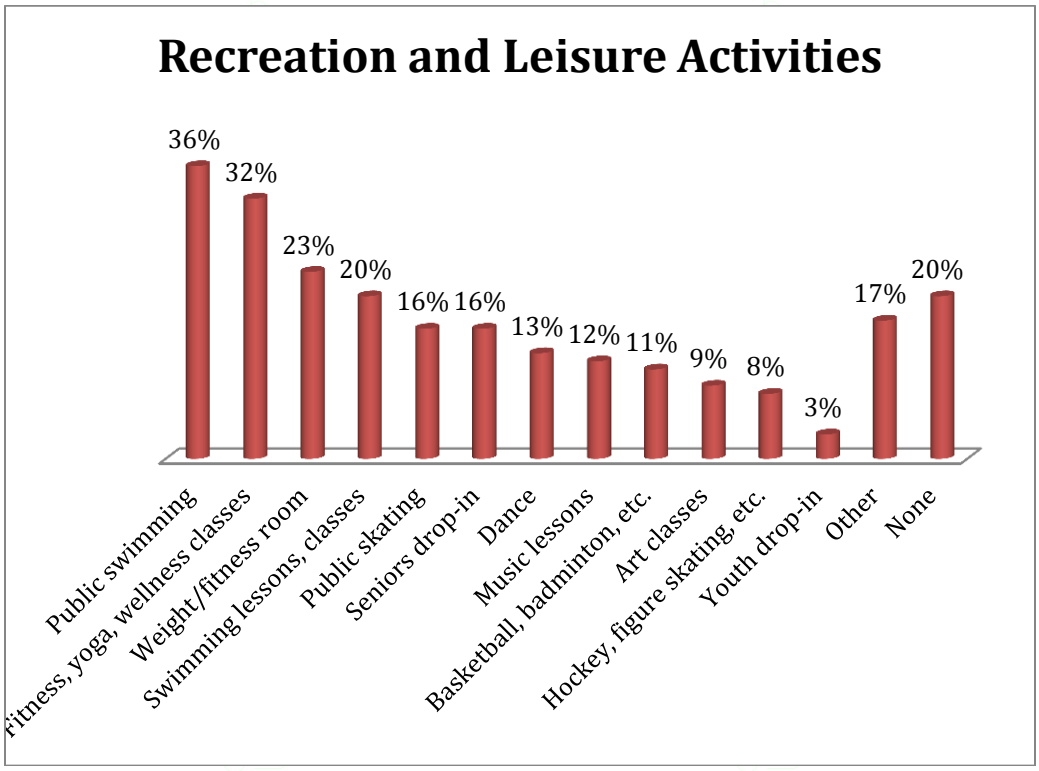

Other recreation and leisure activities not asked about in the survey but mentioned by survey respondents included:

Pemberton Library
Library (2 additional mentions)
Parent & tot programs (2 mentions)
Gymnastics (2 mentions)
Kindergym (2 mentions), open gym
Carpet bowling
Pow wow

Movie nights
Meetings
Watch TV
Tot soccer

BARRIERS THAT LIMIT OR PREVENT PARTICIPATION

3. Certain barriers may limit or prevent participation in recreation and culture programs and activities. Do any of the following potential difficulties affect the participation of yourself or another member of your household?

   If you checked more than one barrier, which difficulty would you say is the most important barrier for you or someone in your household?

The most frequently mentioned barrier, *inconvenient locations / too far away*, was said to be a barrier that limits or prevents participation in two-thirds (65%) of surveyed households.

The timing of programs is inconvenient (35%) and *lack of time / too busy with other things* (33%) were barriers to someone in a third of households. In a quarter of households, *transportation difficulties* (24%) and *what I / what we want to do costs too much* (23%) were barriers to participation in recreation and culture activities.

About one in ten (9%) of survey respondents said *no one in their household has a barrier to participating in activities*.

- The top three barriers for households with children are *inconvenient locations / too far away* (73%), *the timing of programs is inconvenient* (50%), and *what I / what we want to do costs too much* (33%).

- The top three barriers for households without children are *inconvenient locations / too far away* (60%), *lack of time / too busy with other things* (40%), and *the timing of programs is inconvenient* (24%).

- Survey respondents 19 to 44 years said the top three barriers for their households are *inconvenient locations / too far away* (65%), *the timing of programs is inconvenient* (47%), and *lack of time / too busy with other things* (38%).

- Survey respondents 45 to 64 years said the top three barriers for their households are *inconvenient locations / too far away* (50%), *lack of time / too busy with other things* (33%), and *the timing of programs is inconvenient* (23%).

- Survey respondents 65 years and older said the top three barriers for their households are *inconvenient locations / too far away* (82%), *the timing of programs is inconvenient* (27%), and *transportation difficulties* (27%).

- The top three barriers for households of current users of recreation facilities are *inconvenient locations / too far away* (72%), *the timing of programs is inconvenient* (43%), and *what I / what we want to do costs too much* (30%).

- The top three barriers for households of non-users of recreation facilities are *inconvenient locations / too far away* (55%), *lack of time / too busy with other things* (41%), and *the timing of programs is inconvenient* (21%).

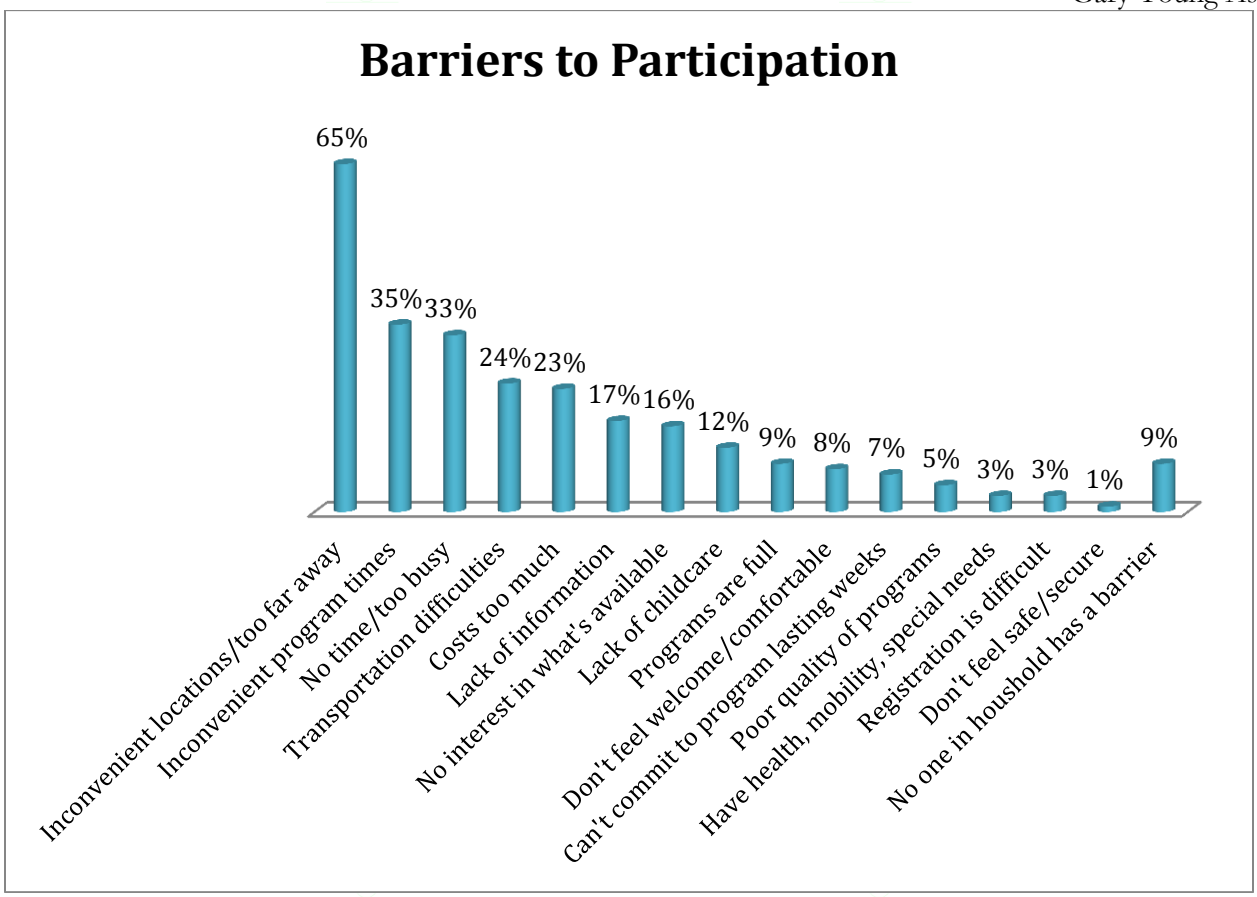

The most important barrier for half (49%) of surveyed households is *inconvenient locations / too far away.* This is the most important barrier for all age groups, households with and without children, and the both users and non-users of recreation facilities.

Lack of time / too busy with other things is the second most important barrier for households of survey respondents who are 45 to 64 years (20%), those with no children at home (18%), and non-users of recreation facilities (28%). *The timing of programs is inconvenient is the second most important barrier for households of 19 to 44 year olds* (15%) and users of recreation facilities (11%).

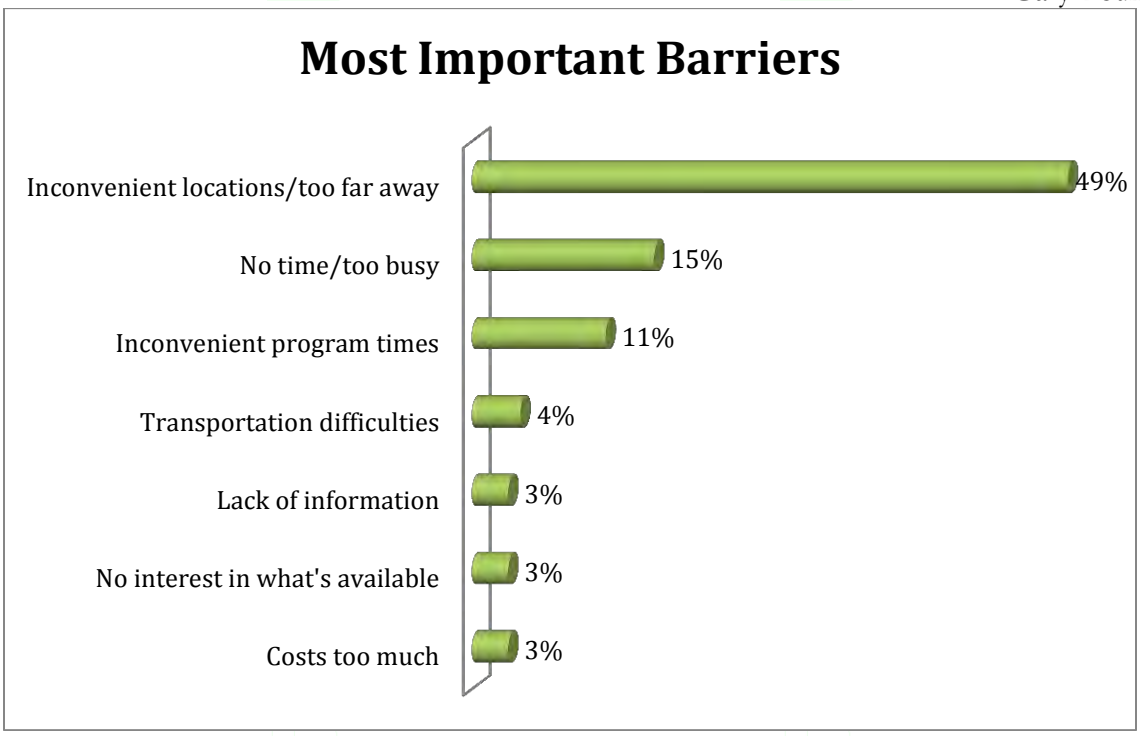

LEVEL OF INTEREST IN TYPES OF ACTIVITIES IF LOCATED CLOSER TO HOME

4. If recreation and leisure opportunities were to become available closer to home at a new local community centre or hall, what would you and other members of your household be most interested in participating in? To answer this question think of the different interests you and others in your household have and the types of indoor activities you enjoy.

All of the types of activities asked about in the survey received moderate to very strong endorsement. The level of interest was highest for *fitness, stretching, etc.* (56% of surveyed households), followed by *outdoor-oriented water programs such as swimming, paddling, etc.* (48%), and *community social or special events* (47%).

- Younger adults 19 to 44 years indicated very high to fairly high levels of interest in all of the types of activities except *senior's programs*.

- The largest percentages of the middle age bracket group, 45 to 64 year olds were interested in *outdoor-oriented water programs such as swimming, paddling, etc.,* (43%), *fitness, stretching, etc.* (40%), *community social or special events, yoga* and *bingo and other social games* (each 30%), *senior's programs* and *gym activities such as basketball, floor hockey, badminton etc.* (both 27%).

- 82% of households with at least one person 65 or older indicated an interest in *senior's programs*. Other types of activities of interest to seniors were *community social or special events* (45%) *yoga* and *bingo and other social games* (36%), and *arts classes* (27%).

- 67% of households with children indicated an interest in *children's after school activities*, 60% were interested in *outdoor-oriented water programs such as swimming, paddling, etc.,* 57% were interested in *community social or special events,* 53% were interested in *field activities – soccer, slo pitch, volleyball, badminton etc., gym activities such as basketball, floor hockey, badminton etc.*, and *music classes and programs*, and 43% in *parent and tot activities* and *arts classes.*

- The largest percentages of facility non-users were interested in *fitness, stretching, etc.* (45%), *community social or special events* (38%), senior's programs (31%), *outdoor-oriented water programs such as swimming, paddling, etc.* (28%), *yoga (*24%), and *gym activities such as basketball, floor hockey, badminton etc.* (21%).

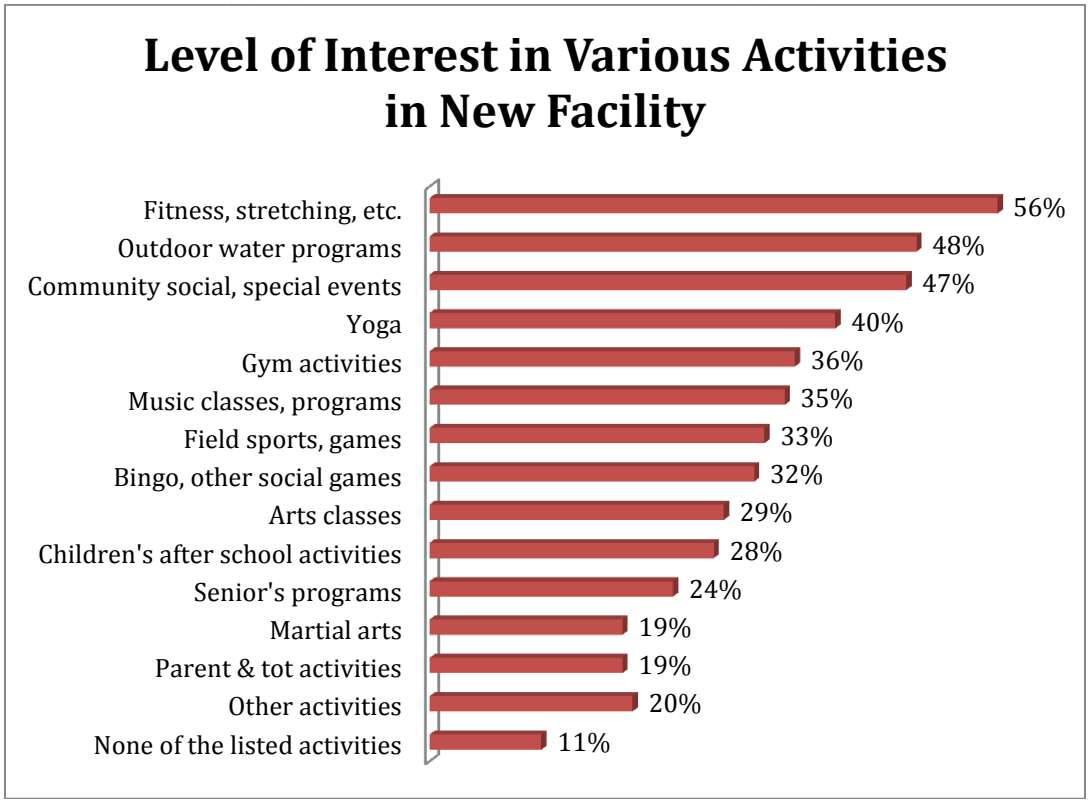

Other types of activities survey respondents mentioned as being interested in included:

Indoor swimming (4 mentions)
Aquacise classes
Indoor water-oriented activities
Community kitchen program, playground/tumbling, family night
Community kitchen party, i.e., canning, juicing
1) Interactive French language activities for those who cannot yet participate in French immersion or for adults who want to become more fluent in the language. 2) simple cooking workshops. 3) Tai Chi. 4) drama club. 5) cultural workshops. 6) writing or literary workshops, etc. etc. etc!
Book club
Stain glass, glass blowing, cooking, fabric art
Ice rink, curling
Library, cooking classes, gardening classes
Team sports - would expect to access more as my kids get older
Tennis, basketball, skating, hockey

WILLINGNESS TO PAY FEES FOR PROGRAMS IN A NEW LOCAL FACILITY

5. Would you be willing or unwilling to pay reasonable user fees for recreation programs in a new local community centre / hall in your local community?

A large majority of survey respondents (75%) were definitely or probably willing to pay user fees for recreation programs offered in a new community centre of hall in their local community.

Those willing to pay included:

85% of current users of recreation facilities and 59% of non-users
83% of those with children and 69% of those with no children at home
85% of those 19 to 44 years, 60% of those 45 to 64 year, and 82% of those 65 and older.

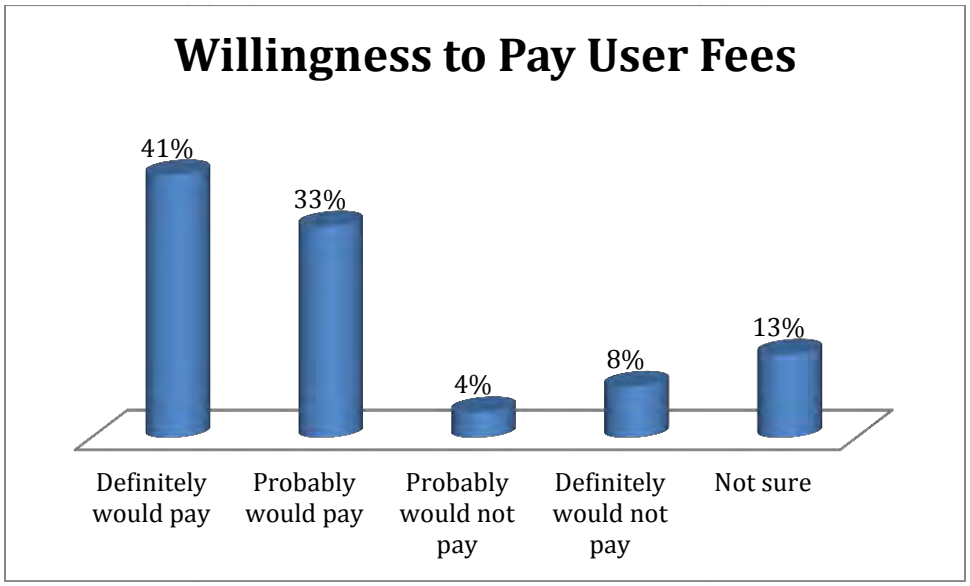

LEVEL OF CURRENT FEE PAYING FOR RECREATION PROGRAMS

6. Do you currently pay any user fees to participate in recreation activities?

Just under half (47%) of survey respondents said they pay user fees now to participate in recreation activities.

- Households currently paying users fees include 65% of those of 19 to 44 year olds, 60% of those with children in the home, and 63% of users of recreation facilities.

- Those who currently pay fees were more likely than those who do not to say they would pay a fee for recreation programs offered at a local community centre or hall. Two-thirds of fee payers (66%) said they definitely would pay a fee for local programs, and another 23% said they probably would.

- 17% of those who do not currently pay fees said they definitely would pay a fee for recreation programs offered locally in a new hall or community centre, and another 43% said they probably would pay a fee.

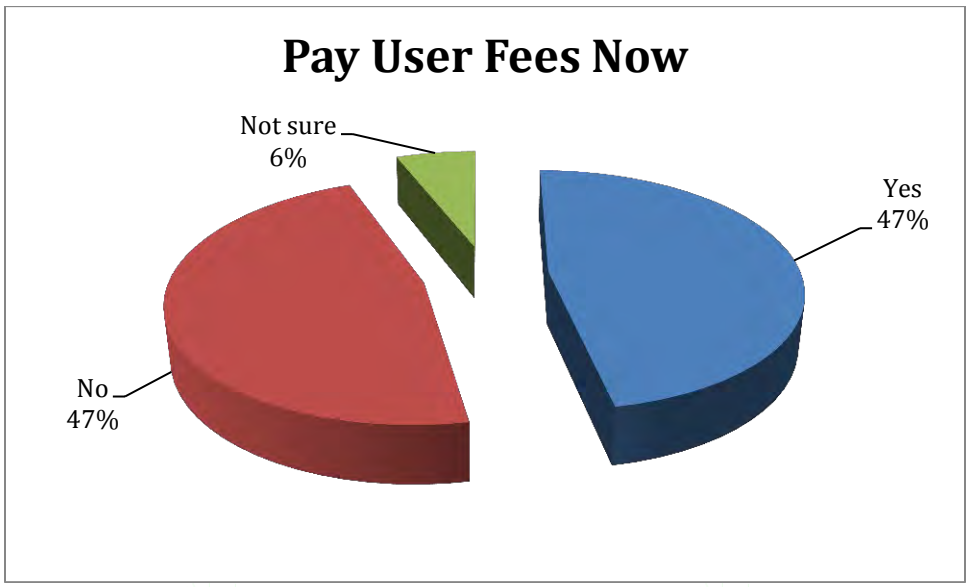

LEVEL OF AWARENESS OF LIFE, A FINANCIAL ASSISTANCE PROGRAM FOR RECREATION

7. Before today, had you heard of a recreation financial assistance program called LIFE (Leisure Involvement for Everyone)?

Only about a fifth of survey respondents (19%) had heard of the LIFE program.

- The highest levels of awareness were among those with children (27%), younger adults 19 to 44 years (27%), and current users of recreation facilities (22%).

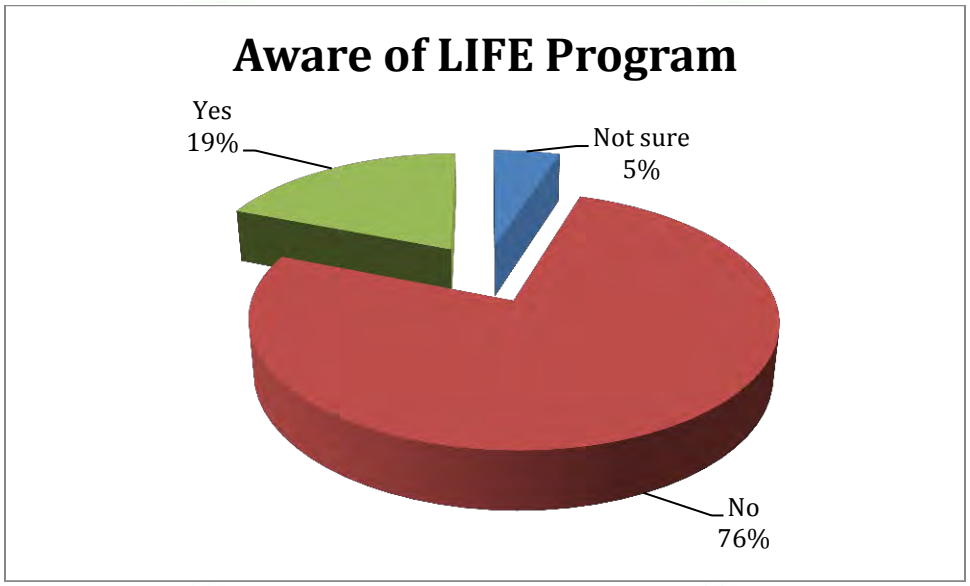

CHARACTERISTICS OF SAMPLE

The next section describes the demographic characteristics of survey respondents and their households.

8. Are you male or female?

Males comprised 41% of the survey sample and females 59%.

9. What is your age bracket?

About a third of survey respondents (32%) were 35 to 44 years of age. The majority (68%) were under 55 years of age.

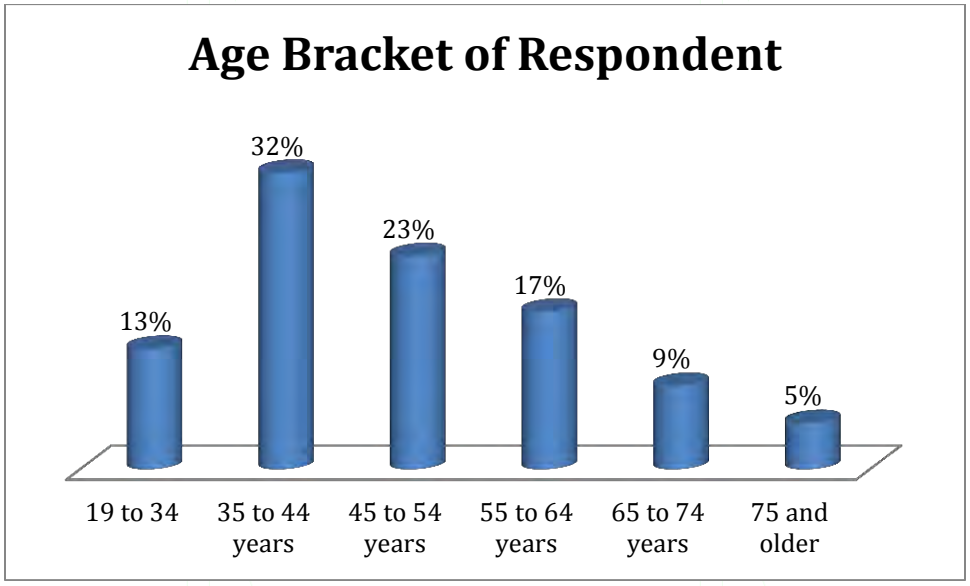

10. Which best describes your household situation at this time?

43% of households in the survey sample had dependent children in the home.

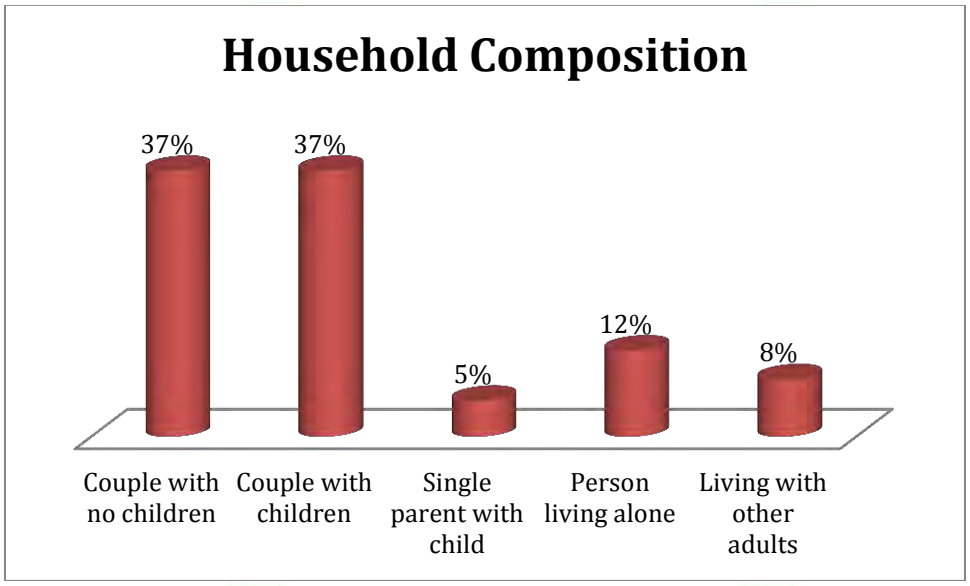

11. Do you have children up to 18 years of age living at home?
12. If you have children living at home, do you have at least one child or youth living in your household who is: *As many as apply.*

Of those households with children, 67% had young children 5 years and under, 37% had children between 6 and 12 years, and 40% had children between 13 and 18 years of age.

SURVEY METHODS

Survey Design

The survey design was a self-administered survey that was mailed to all 502 addresses in the Poole Creek to D'Arcy area of the Squamish Regional District (SLRD) of British Columbia. Residents had the option of completing the printed questionnaire or accessing a web-based survey from the SLRD website using a unique PIN printed in their survey notification letter.

The survey notification letter was signed by the Chair of the SLRD and invited residents to participate in a survey and provide input to the recreation services that are available to them. They were told that a plan will be developed to provide strategies for the next 5 years that will lead to improved services. One question of the survey asked residents about the types of programs and activities that would be of interest if offered in a facility closer to home; however neither the survey nor the letter referred to any particular building that could be acquired or used as a possible location for a new community centre or hall.

The survey was supported by publicity initiatives, which included a press release, an article on the home page of SLRD website, and a poster that was put up in prominent locations.

Questionnaire Development

The questionnaire and survey notification letter were developed by the consultants with input from a survey advisory committee. Staff at the SLRD compiled the addresses of the survey population, had the letters, questionnaires and envelopes printed, assembled and mailed the survey packages. The mailing date was November 19, 2012. A stamped return envelope was not included in the survey package; however, convenient drop-off sites were identified in the letter. An incentive consisting of a draw for a 10-visit fitness pass or equivalent value program at Pemberton & Area Community Centre or a $100 dinner voucher at a local restaurant of the recipient's choice were offered to encourage participation in the survey.

The deadline for completion of the survey was Friday, December 12, 2012, although both web and print questionnaires were accepted after that date.

Sample Size and Data Analysis

A total of 39 survey letters and questionnaires were returned by Canada Post as undeliverable mail. 41 printed questionnaires were completed and returned by residents, and 34 residents completed the web version of the survey, for a total sample of 75 respondents. The participation rate was 75/463 delivered survey packages, or 16%.

The data of returned printed questionnaires were entered into the survey database, and then the data were cleaned and cross-tabulations were run by age bracket, children or no children in the household, gender, and by current users and non-users of recreation facilities.

A sample of 75 yields results that can be expected to be accurate at least plus or minus 11 percentage points 19 times out of 20. Results for demographic sub-groups will be less reliable. The least reliable results due to small sub-group size are for older respondent households of 65 and older (n=11).

Poole Creek to Darcy Recreation Needs Survey

Instructions: You are eligible for this survey if you are an adult resident of the communities between Poole Creek and Darcy. If possible, the adult of the household who has the next birthday should complete the survey.

Please check (√) the appropriate box to indicate your answer. If you have any comments that you would like to share, space has been provided after the last question. To ensure the anonymity of your responses, do not

write your name or any identifying information on the questionnaire, however the PIN in your letter must be written below or your answers will not be used.

Write your PIN here: _____

1. Do you or anyone in your household currently use any of these recreation facilities to participate in registered or drop-in programs? Include any used now or in past year from October 2011 to end of October 2012.

	Check below all that are used	*Now check any that are used regularly - once a month or more*
Pemberton & Area Community Centre - has fitness and offers general programs of various types	☐1	☐1
Pemberton & Area Youth Centre	☐1	☐2
Mt. Currie (Ull'us) Community Centre - has gym, arts room, fitness,	☐1	☐3
Meadow Park Sports Complex - has fitness, a swimming pool, ice rink, general programs	☐1	☐4
Pemberton Secondary School - has gym, children and youth programs	☐1	☐5
Signal Hill Elementary School – has gym and children's programs	☐1	☐6
Other indoor recreation facilities (*please identify*) _____	☐1	☐7
None are used	☐	

2. What indoor recreation and leisure activities do you or other household members participate in? Include those participated in now or in the past year from October 2011 to October 2012.

	As many as apply
Fitness classes, yoga, wellness programs	☐1
Weight / Fitness room	☐2
Dance	☐3
Basketball, floor hockey, badminton, etc.	☐4
Arts classes	☐5
Swimming lessons or other guided classes	☐6
Public swimming	☐7
Hockey, figure skating, or lessons	☐8
Public skating	☐9
Youth drop-in	☐10
Seniors drop-in	☐11
Music or music lessons	☐12
Any others (please describe) _____	☐13

3. Certain barriers may limit or prevent participation in recreation and culture programs and activities. Do any of the following potential difficulties affect the participation of yourself or another member of your household?

If you checked more than one barrier, which difficulty would you say is the most important barrier for you or someone in your household?

	Check any that apply	*Most important barrier One answer only*

No time, too busy with other things	☐1	☐1
Lack of information	☐1	☐2
Inconvenient locations/too far away	☐1	☐3
Not interested in what is available or what I am interested in is not available	☐1	☐4
Transportation difficulties	☐1	☐5
The timing of programs is inconvenient	☐1	☐6
What I/we want to do costs too much	☐1	☐7
Health, mobility, mental health or special needs make it difficult	☐1	☐8
Lack of childcare	☐1	☐9
Programs are full (can't get in)	☐1	☐10
Poor quality of programs	☐1	☐11
Registration process is too difficult	☐1	☐12
A lack of proper clothes or equipment	☐1	☐13
Don't feel safe or secure	☐1	☐14
Can't commit to a program that runs for several weeks (e.g., 8 sessions)	☐1	☐15
Don't feel welcome or comfortable	☐1	☐16
Language barrier	☐1	☐17
Any other barrier? (*please describe*)_____	☐1	☐18

No one in my household has a barrier to participating in activities ☐

4. If recreation and leisure opportunities were to become available closer to home at a new local community centre or hall, what would you and other members of your household be most interested in participating in? To answer this question think of the different interests you and others in your household have and the types of indoor activities you enjoy.

Check as many as apply

Bingo and other social games	☐1
Children's after school activities	☐2
Parent and tot activities	☐3
Fitness, stretching etc.	☐4
Arts classes	☐5
Music classes and programs	☐6
Yoga	☐7
Martial arts	☐8
Community social or special events	☐9
Gym activities – basketball, floor hockey, badminton etc.	☐10
Senior's programs	☐11
Field activities – soccer, slo pitch, volleyball, badminton etc.	☐12
Outdoor water-oriented programs – swimming, paddling, etc.	☐13
Any others? (*please describe*) _____	☐14

5. Would you be willing or unwilling to pay reasonable user fees for recreation programs in a new local community centre / hall in your local community?

Definitely would pay a user fee	☐1	Probably would not pay	☐3
Probably would pay a user fee	☐2	Definitely would not pay	☐4
		Not sure	☐5

6. Do you currently pay any user fees to participate in recreation activities?

Yes ☐1 No ☐2 Not sure ☐3

7. Before today, had you heard of a recreation financial assistance program called LIFE (Leisure Involvement for Everyone)?

Yes ☐1 No ☐2 Not sure ☐3

The next questions will allow us to group all the responses. Remember, no individuals or households who participated in the survey can be identified if you do not write your name or identifying information on the questionnaire.

8. Are you male or female? Male ☐1 Female ☐2

9. What is your age bracket?

19 to 24 years	☐1	55 to 64 years	☐5
25 to 34 years	☐2	65 to 74 years	☐6
35 to 44 years	☐3	75 years or older	☐7
45 to 54 years	☐4		

Don't forget page 4 page

10. Which best describes your household situation at this time?

Couple with no dependent children living at home	☐1
Couple with dependent children living at home	☐2
Single parent with child/children living at home	☐3
Person living alone	☐4
Live with other related or unrelated adults	☐5
Other living situation (*please describe*) _____	☐6

11. Do you have children up to 18 years of age living at home?

Yes ☐1 No ☐1

12. If you have children living at home, do you have at least one child or youth living in your household who is: *As many as apply.*

5 years or under	Yes	☐1	No	☐1
6 to 12 years	Yes	☐1	No	☐1
13 to 18 years	Yes	☐1	No	☐1

13. Do you have any final comments or suggestions you would like to share?

Thank you very much for your time and interest in this survey and for helping to make a real difference to our community. The results of this survey will be shared with the community over the next several months.

Please return your completed questionnaire to the drop box at the Pemberton & Area Community Centre or N'Quatqua Central Service Station by ***Friday, December 14, 2013.***

Don't forget to detach coupon and place in drop box

If you would like to be entered in the draw for a 10-visit fitness pass or equivalent value program at Pemberton & Area Community Centre or a $100 dinner voucher at a local restaurant of your choice, please provide your first name and telephone or email, detach this coupon from the questionnaire and place in drop box. Winners of the draw will be notified in January 2013.

NAME _____ PHONE OR EMAIL _____

Appendix 2 – Project Steering Committee

The consultant team wishes to thank the project steering committee for their support and guidance on phase 1 of this project:

- Rebecca Barley
- Mark Blundell
- Rob Elliott
- Susie Gimse
- David Moldofsky
- Geoff Pross

Supported by SLRD staff:

- Peter Duhault
- Cheryl Southall

As well the participants of the 2014 initial stakeholders meeting should be recognized as follows:

- Niki Vankerk (RAC)
- Erin Stewart-Elliott (resident / Birken Recreation and Cultural Society)
- Rob Elliott (resident / Birken Fire Society)
- Kiran Pal-Pross (resident / Poole Creek Co-op)
- Geoff Pross (resident / SLRD Youth Centre Coordinator)
- Rebecca Barley (resident / Electoral Area C alternate)
- Romy Schranz (resident / business owner)
- Dani Schranz (resident / business owner / Youth Probation Worker)
- Susie Gimse (resident / Electoral Area C elected official)

Suported by:

- Angela Barth (SLRD Recreation Services Manager)
- Daniel Cindric (SLRD Recreation Program Specialist)
- Colleen Moberg (Vancouver Coastal Health)

Appendix 3 – Supplementary Review of Similar Facilities

Mr. Peter Duhault
Recreation Services Manager
Squamish Lillooet Regional District
PO Box 219,
1350 Aster Street
Pemberton, BC
V0N 2L0

Dear Mr. Duhault:

I am in receipt of the following resolution for which you have requested additional advice: "THAT the consultant, Gary Young, be requested to provide recommendations with respect to building size"

The following was a quick snap shot of the indoor programming demands.

Adults: 43% - *fitness, stretching, etc.* 40% - *community social or special events, 30% - yoga*, *bingo and other social games*

Seniors: 82% - *senior's programs*, 45% - *community social or special events,* 36% - *yoga*, *bingo and other social games*, 27% - art *classes*
Households with children - *57% - children's after school activities*, 53% - *community social or special events, gym activities such as basketball, floor hockey, badminton etc.*, and *music classes and programs*, 43% - *parent and tot activities* and *arts classes.*
Non-Users: 45% - *fitness, stretching, etc.*, 38% - *community social or special events*, 31% - *senior's programs,* 24% - *yoga*, and 21% - *gym activities such as basketball, floor hockey, badminton etc.*

In order to respond to your question I reviewed some of the more successful community halls targeting similar program demands. I also checked with a steel building supplier to better understand the opportunities if this method of construction was chosen.

Specifically we looked at Centennial Lodge in New Westminster, which has several components that match this project with the exception, that the main hall cannot support volleyball and basketball.

Similarly the North Shore Hall in Nelson has most of the components that match this project with the exception of a volleyball court.

Matsqui Community Hall in Abbotsford is also of a similar size. It does not cater to sports groups but the main hall certainly could support these activities. The City has other buildings that support indoor sport.

Another facility that has been functioning successfully is Murrayville Hall in Langley.

Finally I looked at Seylynn Hall in North Vancouver that has supported all of the activities that we have noted in this report.

There are many more community halls in the province that I could refer you to from the Balfor Hall in Nelson to the five community halls on the Sunshine Coast. The ones noted above are perhaps some of the better comparators.

All of the following suggestions are based on recreation programming opportunities. Any requirements with

regard to design and construction techniques should be left to an architect.

Based on this feedback we previously recommended that any new facility built in the community of the Poole Creek to D'Arcy area should include the following components (We have added more specifics as per your additional request):

- A Large Multi Purpose Room (including a divider with an active play area floor)

The sport floor dimensions are the primary drivers of the main hall space. Volleyball requires a 70' x 46' space. This area will support all of the other activities including junior basketball, floor hockey, badminton etc. Some form of active playing surface would be required to support fitness and sports. This space could host gatherings of approximately 225 persons. We would suggest that if possible a room divider be included to create two rooms for others activities. = 3220 sq. ft.

- Domestic Kitchen

This area is intended to provide support for special events and offer cooking classes etc. A space 20' x 20' with multiple sets of lockable cupboards should be sufficient. = 400 sq. ft.

- Small Multipurpose/ Meeting Room

This area would be large enough to host small classes and support community committee meetings, small computer classes etc. The room could be 20' X 20' – 400 sq. ft.

- Office, Storage/ Maintenance Area

Every facility like this requires storage for tables, chairs, floor cleaners etc. A space 15' X15 'should be sufficient – 225 sq. ft.

- Outside Porch / Stage Area 40'x 20' to support festival tent

The total square footage then would be approximately 4225sq. ft., plus washrooms and circulation = 4500 sq. ft. (100' x 45')

If the board decides to drop volleyball from the program the building could be reduced in size by approximately 500 sq. ft.

Sincerely,

Gary Young