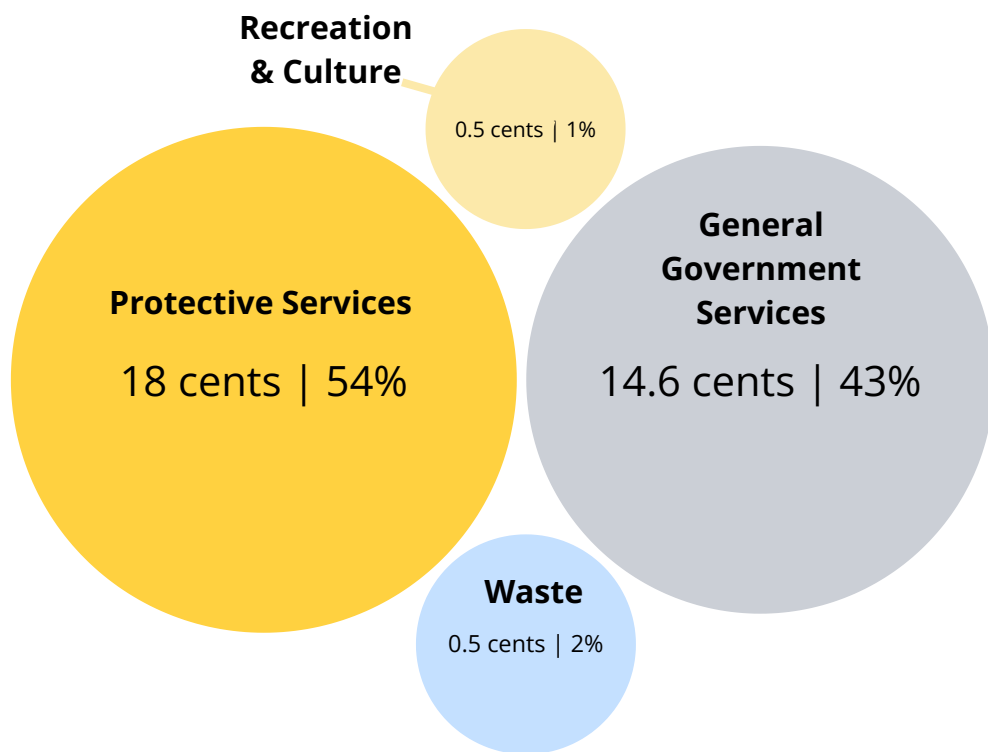


How the SLRD Budget is distributed

Electoral Area D

Electoral Area D represents approximately 22% of the total SLRD tax requisition.

The circles represent SLRD services shared across Electoral Area D based on an estimated tax rate per \$1,000 of assessment value.



Percentages reflect how the SLRD budget is allocated within Electoral Area D. Property taxes vary from property to property by assessed value and services received.

Electoral Area
Director Tony Rainbow







Community-specific services in Electoral Area D, funded only by properties in those service areas.

Requisition Services

Tax based on assessed property value, calculated per \$1,000 to fund services.

Parcel Tax Services

Fixed charge per property for specific local services.

Garibaldi Fire Protection	\$0.51		
Howe Sound East Fire Services	\$0.67		
Furry Creek Street Lighting	\$0.04		
Britannia Beach Street Lighting	\$0.04		
Furry Creek Refuse	\$0.28		
Britannia Beach Refuse	\$0.38		
Furry Creek Dyking	\$0.07		
Britannia Beach Flood Mitigation	\$0.18		Britannia Beach Flood Mitigation \$18.94
Upper Cheakamus Rd Improvement	\$0.29		
Squamish District Swimming Pool	\$0.09		
Whistler Library	\$0.05		
Britannia Beach Park & Trails	\$0.26		
Furry Creek Open Spaces	\$0.27		
Furry Creek Water	\$0.59		Pinecrest Water \$1,804.24
Britannia Beach Water	\$0.69		Pinecrest Sewer \$3,186.52
Furry Creek Sewer	\$0.58		
Britannia Beach Sewer	\$0.74		