

## CERTIFICATE OF ANALYSIS

**REPORTED TO** Squamish-Lillooet Regional District  
1350 Aster Street  
Pemberton, BC V0N2L1

**ATTENTION** Kara Sockett

**PO NUMBER**  
**PROJECT** Gold Bridge Comprehensive  
**PROJECT INFO**

**WORK ORDER** 25L1496

**RECEIVED / TEMP** 2025-12-10 10:30 / 7.5°C  
**REPORTED** 2025-12-16 15:09  
**COC NUMBER** B143432

### Introduction:

CARO Analytical Services is a testing laboratory full of smart, engaged scientists driven to make the world a safer and healthier place. Through our clients' projects we become an essential element for a better world. We employ methods conducted in accordance with recognized professional standards using accepted testing methodologies and quality control efforts. CARO is accredited by the Canadian Association for Laboratories Accreditation (CALA) to ISO/IEC 17025:2017 for specific tests listed in the scope of accreditation approved by CALA.

#### *Big Picture Sidekicks*



You know that the sample you collected after snowshoeing to site, digging 5 meters, and racing to get it on a plane so you can submit it to the lab for time sensitive results needed to make important and expensive decisions (whew) is VERY important. We know that too.

#### *We've Got Chemistry*



It's simple. We figure the more you enjoy working with our fun and engaged team members; the more likely you are to give us continued opportunities to support you.

#### *Ahead of the Curve*



Through research, regulation knowledge, and instrumentation, we are your analytical centre for the technical knowledge you need, BEFORE you need it, so you can stay up to date and in the know.

By engaging our services, you are agreeing to CARO Analytical Service's Standard Terms and Conditions outlined here: <https://www.caro.ca/terms-conditions>

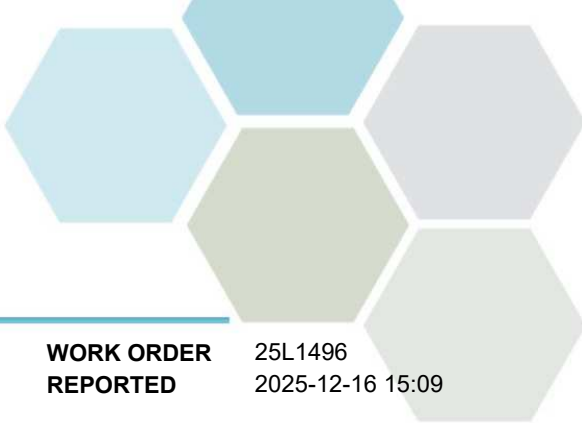
If you have any questions or concerns, please contact me at [hhannaoui@caro.ca](mailto:hhannaoui@caro.ca)

### Authorized By:

Hanane El Hannaoui  
Junior Account Manager

1-888-311-8846 | [www.caro.ca](http://www.caro.ca)

#110 4011 Viking Way Richmond, BC V6V 2K9 | #102 3677 Highway 97N Kelowna, BC V1X 5C3 | 17225 109 Avenue Edmonton, AB T5S 1H7 | #108 4475 Wayburne Drive Burnaby, BC V5G 4X4



# TEST RESULTS

**REPORTED TO PROJECT** Squamish-Lillooet Regional District  
Gold Bridge Comprehensive

**WORK ORDER REPORTED** 25L1496  
2025-12-16 15:09

Analyte	Result	RL	Units	Analyzed	Qualifier
---------	--------	----	-------	----------	-----------

**GBW #1/#2/#3/#4 (25L1496-01) | Matrix: Water | Sampled: 2025-12-09 10:10**

**Anions**

Chloride	11.1	0.10	mg/L	2025-12-11	
Fluoride	0.11	0.10	mg/L	2025-12-11	
Nitrate (as N)	< 0.010	0.010	mg/L	2025-12-11	
Nitrite (as N)	< 0.010	0.010	mg/L	2025-12-11	
Sulfate	58.1	1.0	mg/L	2025-12-11	

**Calculated Parameters**

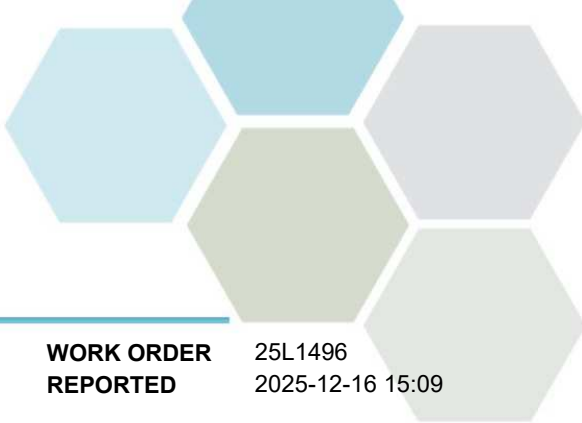
Hardness, Total (as CaCO3)	256	0.500	mg/L	N/A	
Langelier Index	0.2	-5.0		2025-12-16	CT6
Solids, Total Dissolved	281	1.00	mg/L	N/A	

**General Parameters**

Alkalinity, Total (as CaCO3)	194	1.0	mg/L	2025-12-12	
Alkalinity, Phenolphthalein (as CaCO3)	< 1.0	1.0	mg/L	2025-12-12	
Alkalinity, Bicarbonate (as CaCO3)	194	1.0	mg/L	2025-12-12	
Alkalinity, Carbonate (as CaCO3)	< 1.0	1.0	mg/L	2025-12-12	
Alkalinity, Hydroxide (as CaCO3)	< 1.0	1.0	mg/L	2025-12-12	
Colour, True	< 5.0	5.0	CU	2025-12-12	
Conductivity (EC)	489	2.0	µS/cm	2025-12-12	
Cyanide, Total	< 0.0020	0.0020	mg/L	2025-12-12	
pH	7.79	0.10	pH units	2025-12-12	HT2
Temperature, at pH	20.7		°C	2025-12-12	HT2
Turbidity	0.51	0.10	NTU	2025-12-11	

**Total Metals**

Aluminum, total	< 0.0050	0.0050	mg/L	2025-12-16	
Antimony, total	< 0.00020	0.00020	mg/L	2025-12-16	
Arsenic, total	0.00324	0.00050	mg/L	2025-12-16	
Barium, total	0.0213	0.0050	mg/L	2025-12-16	
Boron, total	0.288	0.0500	mg/L	2025-12-16	
Cadmium, total	< 0.000010	0.000010	mg/L	2025-12-16	
Calcium, total	50.2	0.20	mg/L	2025-12-16	
Chromium, total	0.00513	0.00050	mg/L	2025-12-16	
Cobalt, total	< 0.00010	0.00010	mg/L	2025-12-16	
Copper, total	0.00173	0.00040	mg/L	2025-12-16	
Iron, total	< 0.010	0.010	mg/L	2025-12-16	
Lead, total	< 0.00020	0.00020	mg/L	2025-12-16	
Magnesium, total	31.7	0.010	mg/L	2025-12-16	
Manganese, total	< 0.00020	0.00020	mg/L	2025-12-16	
Mercury, total	< 0.000010	0.000010	mg/L	2025-12-16	
Molybdenum, total	0.00486	0.00010	mg/L	2025-12-16	
Nickel, total	0.00220	0.00040	mg/L	2025-12-16	
Potassium, total	4.16	0.10	mg/L	2025-12-16	
Selenium, total	0.00176	0.00050	mg/L	2025-12-16	



## TEST RESULTS

**REPORTED TO PROJECT** Squamish-Lillooet Regional District  
Gold Bridge Comprehensive

**WORK ORDER REPORTED** 25L1496  
2025-12-16 15:09

Analyte	Result	RL	Units	Analyzed	Qualifier
---------	--------	----	-------	----------	-----------

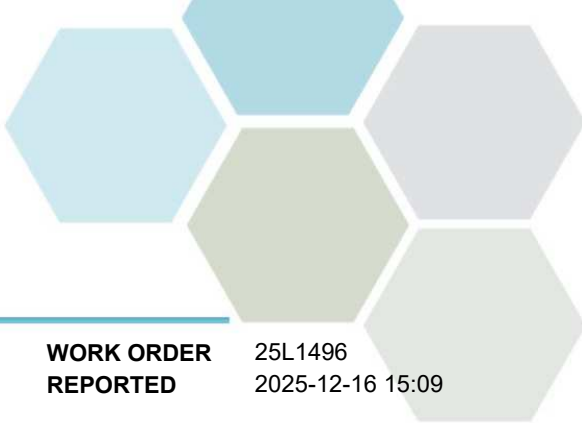
**GBW #1/#2/#3/#4 (25L1496-01) | Matrix: Water | Sampled: 2025-12-09 10:10, Continued**

**Total Metals, Continued**

Sodium, total	<b>7.37</b>	0.10	mg/L	2025-12-16	
Strontium, total	<b>0.196</b>	0.0010	mg/L	2025-12-16	
Uranium, total	<b>0.000108</b>	0.000020	mg/L	2025-12-16	
Zinc, total	<b>0.0120</b>	0.0040	mg/L	2025-12-16	

**Sample Qualifiers:**

CT6 Results were based on lab temperature & lab pH.  
HT2 The 15 minute recommended holding time (from sampling to analysis) has been exceeded - field analysis is recommended.



## APPENDIX 1: SUPPORTING INFORMATION

**REPORTED TO PROJECT** Squamish-Lillooet Regional District  
Gold Bridge Comprehensive

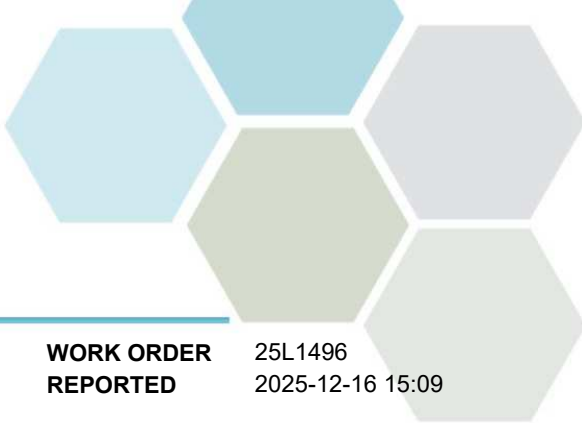
**WORK ORDER REPORTED** 25L1496  
2025-12-16 15:09

Analysis Description	Method Ref.	Technique	Accredited	Location
Alkalinity in Water	SM 2320 B* (2021)	Titration with H2SO4	✓	Kelowna
Anions in Water	SM 4110 B (2020)	Ion Chromatography	✓	Kelowna
Colour, True in Water	SM 2120 C (2021)	Spectrophotometry (456 nm)	✓	Kelowna
Conductivity in Water	SM 2510 B (2021)	Conductivity Meter	✓	Kelowna
Cyanide, SAD in Water	ASTM D7511-12	Flow Injection with In-Line UV Digestion and Amperometry	✓	Kelowna
Hardness in Water	SM 2340 B* (2021)	Calculation: 2.497 [total Ca] + 4.118 [total Mg] (Est)	✓	N/A
Langelier Index in Water	SM 2330 B (2021)	Calculation		N/A
Mercury, total in Water	EPA 245.7*	BrCl2 Oxidation / Cold Vapor Atomic Fluorescence Spectrometry (CVAFS)	✓	Richmond
pH in Water	SM 4500-H+ B (2021)	Electrometry	✓	Kelowna
Solids, Total Dissolved in Water	SM 1030 E (2021)	SM 1030 E		N/A
Total Metals in Water	EPA 200.2 / EPA 6020B	HNO3+HCl Hot Block Digestion / Inductively Coupled Plasma-Mass Spectroscopy (ICP-MS)	✓	Richmond
Turbidity in Water	SM 2130 B (2020)	Nephelometry	✓	Kelowna

*Note: An asterisk in the Method Reference indicates that the CARO method has been modified from the reference method*

### Glossary of Terms:

RL	Reporting Limit (default)
<	Less than the specified Reporting Limit (RL) - the actual RL may be higher than the default RL due to various factors
°C	Degrees Celcius
AO	Aesthetic Objective
CU	Colour Units (referenced against a platinum cobalt standard)
MAC	Maximum Acceptable Concentration (health based)
mg/L	Milligrams per litre
NTU	Nephelometric Turbidity Units
OG	Operational Guideline (treated water)
pH units	pH < 7 = acidic, pH > 7 = basic
µS/cm	Microsiemens per centimetre
ASTM	ASTM International Test Methods
EPA	United States Environmental Protection Agency Test Methods
SM	Standard Methods for the Examination of Water and Wastewater, American Public Health Association



## APPENDIX 1: SUPPORTING INFORMATION

**REPORTED TO** Squamish-Lillooet Regional District  
**PROJECT** Gold Bridge Comprehensive

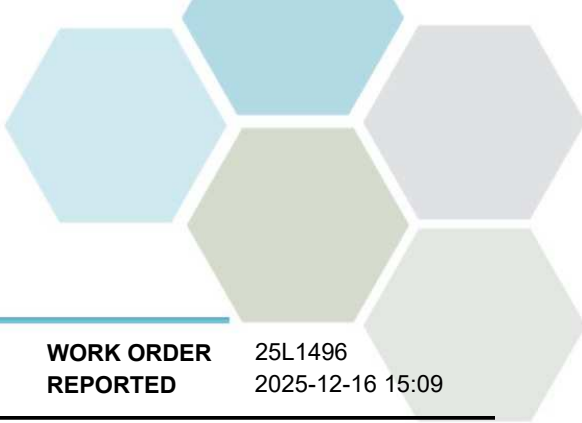
**WORK ORDER** 25L1496  
**REPORTED** 2025-12-16 15:09

**General Comments:**

The results in this report apply to samples received by CARO and analyzed in accordance with the Chain of Custody document. This analytical report must be reproduced in its entirety and must not be modified. CARO is not responsible for losses or damages resulting directly or indirectly from errors or omissions in the conduct of the testing. Any liability is limited to the cost of analysis. CARO will dispose of all samples within 30 days of sample receipt, unless otherwise agreed.

Results in **Bold** indicate values that are above CARO's method reporting limits. Results in **red** indicate values above the regulatory limits where these have been included. Any Bold and/or highlighted results do not take into account method uncertainty. If you would like method uncertainty or regulatory limits to be included on your report, please contact your Account Manager: [hhannaoui@caro.ca](mailto:hhannaoui@caro.ca)

*Regulatory limits are added to test reports on request and are as a convenience only. While CARO makes every effort to ensure accuracy of regulatory limits, CARO assumes no liability for the use of this information. It remains the client's responsibility to ensure that regulatory limits are correct for their circumstances.*



## APPENDIX 2: QUALITY CONTROL RESULTS

**REPORTED TO PROJECT** Squamish-Lillooet Regional District  
Gold Bridge Comprehensive

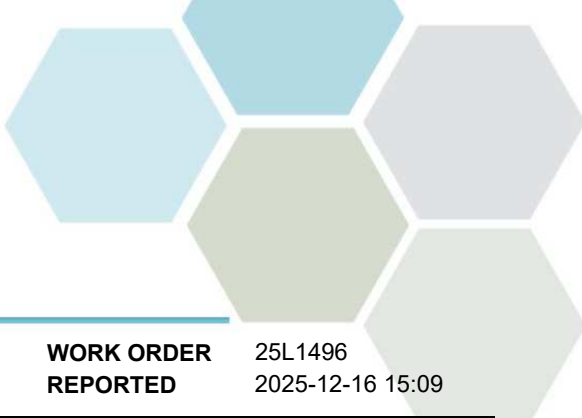
**WORK ORDER REPORTED** 25L1496  
2025-12-16 15:09

The following section displays the quality control (QC) data that is associated with your sample data. Groups of samples are prepared in "batches" and analyzed in conjunction with QC samples that ensure your data is of the highest quality. Common QC types include:

- **Method Blank (Blk):** A blank sample that undergoes sample processing identical to that carried out for the test samples. Method blank results are used to assess contamination from the laboratory environment and reagents.
- **Duplicate (Dup):** An additional or second portion of a randomly selected sample in the analytical run carried through the entire analytical process. Duplicates provide a measure of the analytical method's precision (reproducibility).
- **Blank Spike (BS):** A sample of known concentration which undergoes processing identical to that carried out for test samples, also referred to as a laboratory control sample (LCS). Blank spikes provide a measure of the analytical method's accuracy.
- **Matrix Spike (MS):** A second aliquot of sample is fortified with a known concentration of target analytes and carried through the entire analytical process. Matrix spikes evaluate potential matrix effects that may affect the analyte recovery.
- **Reference Material (SRM):** A homogenous material of similar matrix to the samples, certified for the parameter(s) listed. Reference Materials ensure that the analytical process is adequate to achieve acceptable recoveries of the parameter(s) tested.

Each QC type is analyzed at a 5-10% frequency, i.e. one blank/duplicate/spike for every 10-20 samples. For all types of QC, the specified recovery (% Rec) and relative percent difference (RPD) limits are derived from long-term method performance averages and/or prescribed by the reference method.

Analyte	Result	RL Units	Spike Level	Source Result	% REC	REC Limit	% RPD	RPD Limit	Qualifier
<b>Anions, Batch B5L2767</b>									
<b>Blank (B5L2767-BLK1)</b>			Prepared: 2025-12-11, Analyzed: 2025-12-11						
Chloride	< 0.10	0.10 mg/L							
Fluoride	< 0.10	0.10 mg/L							
Nitrate (as N)	< 0.010	0.010 mg/L							
Nitrite (as N)	< 0.010	0.010 mg/L							
Sulfate	< 1.0	1.0 mg/L							
<b>LCS (B5L2767-BS1)</b>			Prepared: 2025-12-11, Analyzed: 2025-12-11						
Chloride	15.9	0.10 mg/L	16.0		99	90-110			
Fluoride	4.25	0.10 mg/L	4.00		106	88-108			
Nitrate (as N)	4.12	0.010 mg/L	4.00		103	90-110			
Nitrite (as N)	2.19	0.010 mg/L	2.00		110	85-115			
Sulfate	15.7	1.0 mg/L	16.0		98	90-110			
<b>General Parameters, Batch B5L2809</b>									
<b>Blank (B5L2809-BLK1)</b>			Prepared: 2025-12-11, Analyzed: 2025-12-11						
Turbidity	< 0.10	0.10 NTU							
<b>LCS (B5L2809-BS1)</b>			Prepared: 2025-12-11, Analyzed: 2025-12-11						
Turbidity	150	0.10 NTU	151		99	90-110			
<b>General Parameters, Batch B5L2895</b>									
<b>Blank (B5L2895-BLK1)</b>			Prepared: 2025-12-11, Analyzed: 2025-12-12						
Colour, True	< 5.0	5.0 CU							
<b>LCS (B5L2895-BS1)</b>			Prepared: 2025-12-11, Analyzed: 2025-12-12						
Colour, True	19	5.0 CU	20.0		94	85-115			
<b>General Parameters, Batch B5L2929</b>									
<b>Blank (B5L2929-BLK1)</b>			Prepared: 2025-12-12, Analyzed: 2025-12-12						
Cyanide, Total	< 0.0020	0.0020 mg/L							

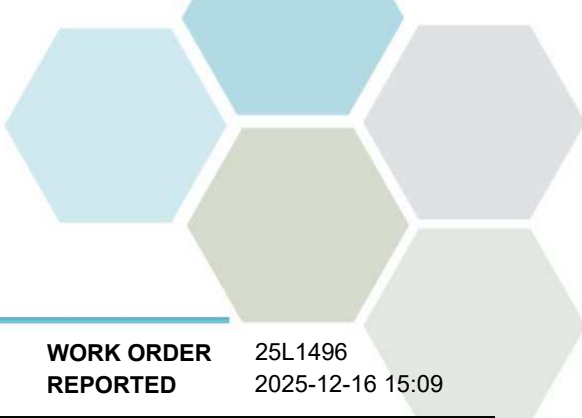


## APPENDIX 2: QUALITY CONTROL RESULTS

**REPORTED TO PROJECT** Squamish-Lillooet Regional District  
Gold Bridge Comprehensive

**WORK ORDER REPORTED** 25L1496  
2025-12-16 15:09

Analyte	Result	RL Units	Spike Level	Source Result	% REC	REC Limit	% RPD	RPD Limit	Qualifier
<b>General Parameters, Batch B5L2929, Continued</b>									
<b>Blank (B5L2929-BLK2)</b>			Prepared: 2025-12-12, Analyzed: 2025-12-12						
Cyanide, Total	< 0.0020	0.0020 mg/L							
<b>LCS (B5L2929-BS1)</b>			Prepared: 2025-12-12, Analyzed: 2025-12-12						
Cyanide, Total	0.0205	0.0020 mg/L	0.0200		103	82-120			
<b>LCS (B5L2929-BS2)</b>			Prepared: 2025-12-12, Analyzed: 2025-12-12						
Cyanide, Total	0.0190	0.0020 mg/L	0.0200		95	82-120			
<b>LCS Dup (B5L2929-BSD1)</b>			Prepared: 2025-12-12, Analyzed: 2025-12-12						
Cyanide, Total	0.0204	0.0020 mg/L	0.0200		102	82-120	< 1	10	
<b>LCS Dup (B5L2929-BSD2)</b>			Prepared: 2025-12-12, Analyzed: 2025-12-12						
Cyanide, Total	0.0206	0.0020 mg/L	0.0200		103	82-120	8	10	
<b>General Parameters, Batch B5L2931</b>									
<b>Blank (B5L2931-BLK1)</b>			Prepared: 2025-12-12, Analyzed: 2025-12-12						
Alkalinity, Total (as CaCO3)	< 1.0	1.0 mg/L							
Alkalinity, Phenolphthalein (as CaCO3)	< 1.0	1.0 mg/L							
Alkalinity, Bicarbonate (as CaCO3)	< 1.0	1.0 mg/L							
Alkalinity, Carbonate (as CaCO3)	< 1.0	1.0 mg/L							
Alkalinity, Hydroxide (as CaCO3)	< 1.0	1.0 mg/L							
Conductivity (EC)	< 2.0	2.0 µS/cm							
Temperature, at pH	21.4	°C							
<b>Blank (B5L2931-BLK2)</b>			Prepared: 2025-12-12, Analyzed: 2025-12-12						
Alkalinity, Total (as CaCO3)	< 1.0	1.0 mg/L							
Alkalinity, Phenolphthalein (as CaCO3)	< 1.0	1.0 mg/L							
Alkalinity, Bicarbonate (as CaCO3)	< 1.0	1.0 mg/L							
Alkalinity, Carbonate (as CaCO3)	< 1.0	1.0 mg/L							
Alkalinity, Hydroxide (as CaCO3)	< 1.0	1.0 mg/L							
Conductivity (EC)	< 2.0	2.0 µS/cm							
Temperature, at pH	21.5	°C							
<b>LCS (B5L2931-BS1)</b>			Prepared: 2025-12-12, Analyzed: 2025-12-12						
Alkalinity, Total (as CaCO3)	101	1.0 mg/L	100		101	80-120			
<b>LCS (B5L2931-BS2)</b>			Prepared: 2025-12-12, Analyzed: 2025-12-12						
Conductivity (EC)	1420	2.0 µS/cm	1410		100	95-105			
<b>LCS (B5L2931-BS3)</b>			Prepared: 2025-12-12, Analyzed: 2025-12-12						
Alkalinity, Total (as CaCO3)	97.7	1.0 mg/L	100		98	80-120			
<b>LCS (B5L2931-BS4)</b>			Prepared: 2025-12-12, Analyzed: 2025-12-12						
Conductivity (EC)	1420	2.0 µS/cm	1410		100	95-105			
<b>Reference (B5L2931-SRM1)</b>			Prepared: 2025-12-12, Analyzed: 2025-12-12						
pH	7.01	0.10 pH units	7.01		100	98-102			
<b>Reference (B5L2931-SRM2)</b>			Prepared: 2025-12-12, Analyzed: 2025-12-12						
pH	7.01	0.10 pH units	7.01		100	98-102			
<b>Total Metals, Batch B5L3137</b>									
<b>Blank (B5L3137-BLK1)</b>			Prepared: 2025-12-15, Analyzed: 2025-12-16						
Aluminum, total	< 0.0050	0.0050 mg/L							
Antimony, total	< 0.00020	0.00020 mg/L							



## APPENDIX 2: QUALITY CONTROL RESULTS

**REPORTED TO PROJECT** Squamish-Lillooet Regional District  
Gold Bridge Comprehensive

**WORK ORDER REPORTED** 25L1496  
2025-12-16 15:09

Analyte	Result	RL Units	Spike Level	Source Result	% REC	REC Limit	% RPD	RPD Limit	Qualifier
---------	--------	----------	-------------	---------------	-------	-----------	-------	-----------	-----------

**Total Metals, Batch B5L3137, Continued**

**Blank (B5L3137-BLK1), Continued**

Prepared: 2025-12-15, Analyzed: 2025-12-16

Arsenic, total	< 0.00050	0.00050 mg/L							
Barium, total	< 0.0050	0.0050 mg/L							
Boron, total	< 0.0500	0.0500 mg/L							
Cadmium, total	< 0.000010	0.000010 mg/L							
Calcium, total	< 0.20	0.20 mg/L							
Chromium, total	< 0.00050	0.00050 mg/L							
Cobalt, total	< 0.00010	0.00010 mg/L							
Copper, total	< 0.00040	0.00040 mg/L							
Iron, total	< 0.010	0.010 mg/L							
Lead, total	< 0.00020	0.00020 mg/L							
Magnesium, total	< 0.010	0.010 mg/L							
Manganese, total	< 0.00020	0.00020 mg/L							
Molybdenum, total	< 0.00010	0.00010 mg/L							
Nickel, total	< 0.00040	0.00040 mg/L							
Potassium, total	< 0.10	0.10 mg/L							
Selenium, total	< 0.00050	0.00050 mg/L							
Sodium, total	< 0.10	0.10 mg/L							
Strontium, total	< 0.0010	0.0010 mg/L							
Uranium, total	< 0.000020	0.000020 mg/L							
Zinc, total	< 0.0040	0.0040 mg/L							

**LCS (B5L3137-BS1)**

Prepared: 2025-12-15, Analyzed: 2025-12-16

Aluminum, total	4.13	0.0050 mg/L	4.00		103	80-120			
Antimony, total	0.0413	0.00020 mg/L	0.0400		103	80-120			
Arsenic, total	0.420	0.00050 mg/L	0.400		105	80-120			
Barium, total	0.0415	0.0050 mg/L	0.0400		104	80-120			
Boron, total	0.400	0.0500 mg/L	0.400		100	80-120			
Cadmium, total	0.0417	0.000010 mg/L	0.0400		104	80-120			
Calcium, total	4.23	0.20 mg/L	4.00		106	80-120			
Chromium, total	0.0417	0.00050 mg/L	0.0400		104	80-120			
Cobalt, total	0.0418	0.00010 mg/L	0.0400		104	80-120			
Copper, total	0.0418	0.00040 mg/L	0.0400		104	80-120			
Iron, total	4.18	0.010 mg/L	4.00		104	80-120			
Lead, total	0.0417	0.00020 mg/L	0.0400		104	80-120			
Magnesium, total	4.20	0.010 mg/L	4.00		105	80-120			
Manganese, total	0.0416	0.00020 mg/L	0.0400		104	80-120			
Molybdenum, total	0.0414	0.00010 mg/L	0.0400		103	80-120			
Nickel, total	0.0424	0.00040 mg/L	0.0400		106	80-120			
Potassium, total	4.16	0.10 mg/L	4.00		104	80-120			
Selenium, total	0.417	0.00050 mg/L	0.400		104	80-120			
Sodium, total	4.17	0.10 mg/L	4.00		104	80-120			
Strontium, total	0.0414	0.0010 mg/L	0.0400		104	80-120			
Uranium, total	0.0417	0.000020 mg/L	0.0400		104	80-120			
Zinc, total	0.421	0.0040 mg/L	0.400		105	80-120			

**Total Metals, Batch B5L3277**

**Blank (B5L3277-BLK1)**

Prepared: 2025-12-16, Analyzed: 2025-12-16

Mercury, total	< 0.000010	0.000010 mg/L							
----------------	------------	---------------	--	--	--	--	--	--	--

**Blank (B5L3277-BLK2)**

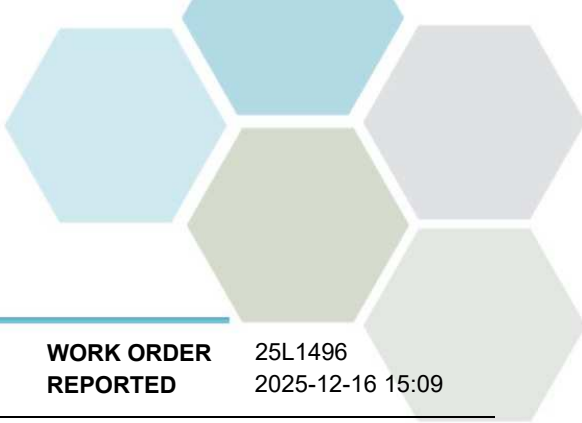
Prepared: 2025-12-16, Analyzed: 2025-12-16

Mercury, total	< 0.000010	0.000010 mg/L							
----------------	------------	---------------	--	--	--	--	--	--	--

**Blank (B5L3277-BLK3)**

Prepared: 2025-12-16, Analyzed: 2025-12-16

Mercury, total	< 0.000010	0.000010 mg/L							
----------------	------------	---------------	--	--	--	--	--	--	--



## APPENDIX 2: QUALITY CONTROL RESULTS

**REPORTED TO PROJECT** Squamish-Lillooet Regional District  
Gold Bridge Comprehensive

**WORK ORDER REPORTED** 25L1496  
2025-12-16 15:09

Analyte	Result	RL Units	Spike Level	Source Result	% REC	REC Limit	% RPD	RPD Limit	Qualifier
<b>Total Metals, Batch B5L3277, Continued</b>									
<b>Blank (B5L3277-BLK4)</b>				Prepared: 2025-12-16, Analyzed: 2025-12-16					
Mercury, total	< 0.000010	0.000010 mg/L							
<b>LCS (B5L3277-BS1)</b>				Prepared: 2025-12-16, Analyzed: 2025-12-16					
Mercury, total	0.00269	0.000010 mg/L	0.00250		108	80-120			
<b>LCS (B5L3277-BS2)</b>				Prepared: 2025-12-16, Analyzed: 2025-12-16					
Mercury, total	0.00261	0.000010 mg/L	0.00250		105	80-120			
<b>LCS (B5L3277-BS3)</b>				Prepared: 2025-12-16, Analyzed: 2025-12-16					
Mercury, total	0.00274	0.000010 mg/L	0.00250		110	80-120			
<b>LCS (B5L3277-BS4)</b>				Prepared: 2025-12-16, Analyzed: 2025-12-16					
Mercury, total	0.00267	0.000010 mg/L	0.00250		107	80-120			