


0 1:1,500 70

**BRALORNE
SANITARY SYSTEM
UPGRADES
MASTER
UTILITY PLAN**



LEGEND	
SANITARY MANHOLE	■
SANITARY MAIN (ARROW INDICATES FLOW)	—>—
SANITARY SERVICE (CAPPED)	—S—
SANITARY SERVICE (CONNECTED)	—C—
EXISTING SANITARY	—S—

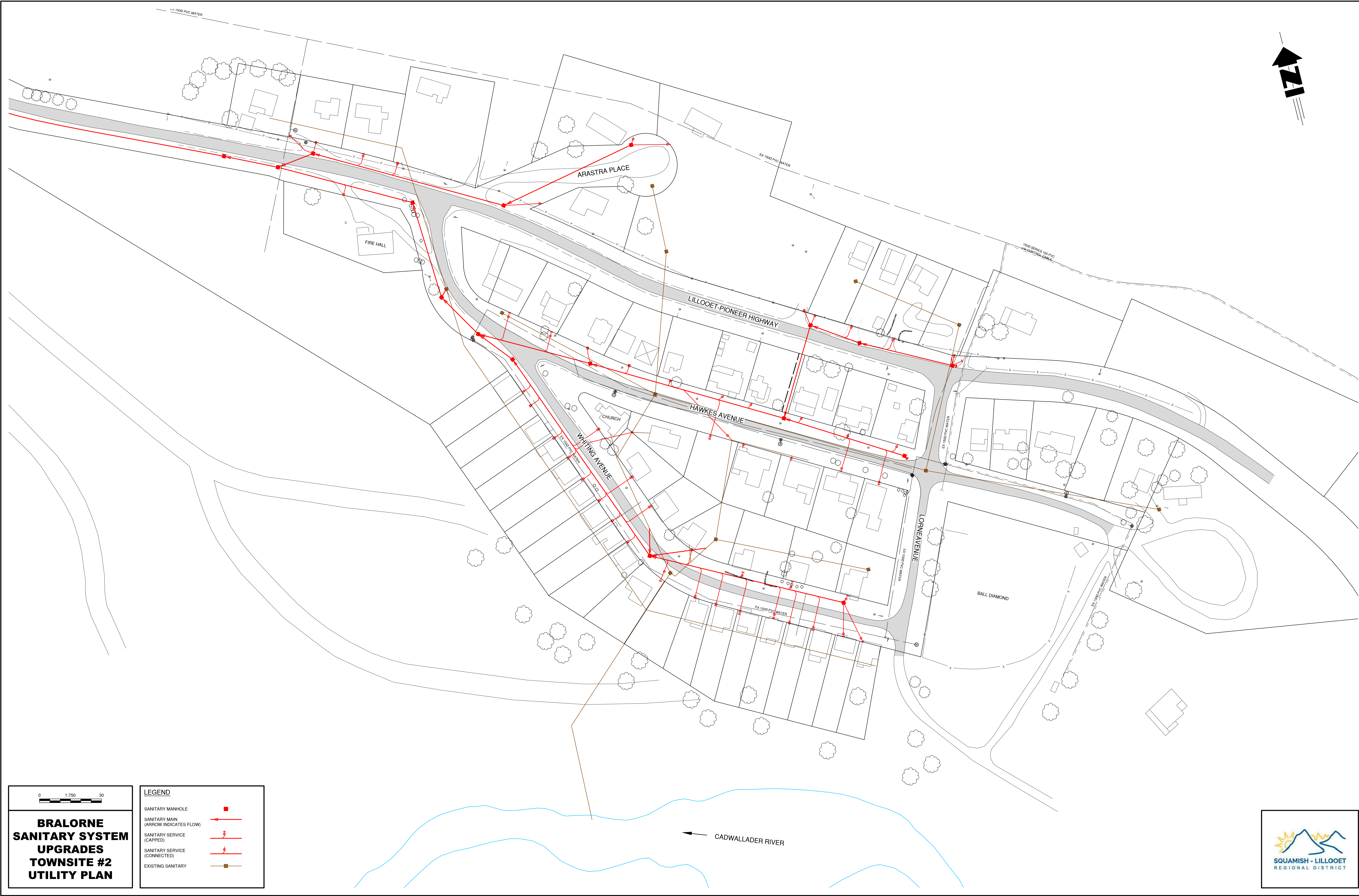





**BRALORNE
SANITARY SYSTEM
UPGRADES
TOWNSITE #1
UTILITY PLAN**

LEGEND	
SANITARY MANHOLE	■
SANITARY MAIN (ARROW INDICATES FLOW)	—▶—
SANITARY SERVICE (CAPPED)	—⌘—
SANITARY SERVICE (CONNECTED)	—⌘—
EXISTING SANITARY	—■—





0 1750 30

**BRALORNE
SANITARY SYSTEM
UPGRADES
TOWNSITE #2
UTILITY PLAN**

LEGEND	
SANITARY MANHOLE	■
SANITARY MAIN (ARROW INDICATES FLOW)	→
SANITARY SERVICE (CAPPED)	⌘
SANITARY SERVICE (CONNECTED)	⌘
EXISTING SANITARY	—■—

