

Bralorne Community Church

Inventory and Conservation of Photographs, Documents and Historic Items (Phase I and II)

Submitted by: Susan Medville, Heritage Consultant

Submitted to: Debbie Demare, Director, SLRD Electoral Area A

Revised Final August 29, 2014



Table of Contents

Introduction	3
Phase I - Photos and Documents	4
Site Visit and Research	4
Inventory.....	4
Scanning	5
Conservation.....	6
Display.....	6
Database	7
Phase II -Inventory of Historic Items	8
Site Visit and Research	8
Inventory.....	8
Database	9
Additional Conservation Recommendations.....	10
<i>Cleaning and Prevention</i>	<i>10</i>
<i>Snow Removal</i>	<i>11</i>
<i>Fire Suppression</i>	<i>11</i>
<i>Security.....</i>	<i>11</i>
Appendix 1 -Building Timeline	13
Appendix 2 -Wall Photographs	19
Appendix 3 -Finding Guide- Photographs and Scrap Book	20
Appendix 4- Finding Guide- Area and Building History File	24
Appendix 5- Finding Guide -News Clippings	24
Appendix 6 -Finding Guide-Lafortune Papers.....	26
Appendix 7 -Finding Guide -Illidge and Munroe Papers.....	27
Appendix 8- List of Anglican Church Papers at Bralorne Community Church	28
Appendix 9 -Bralorne Church Inventory.....	29

Introduction

The purpose of this project is to record, conserve and manage the heritage assets of the Bralorne Community Church. By way of subdivision, the land on which the Church sits has been dedicated to public use under the care and control of the Squamish Lillooet Regional District (SLRD).

This effectively ensures that for generations to come the Church can be used frequently by the community of Bralorne and the Bridge River Valley as a public meeting place without risk to the structure or its assets.

This report covers the first two phases of the four-phase project. The first two phases focused on the contents of the Church, with the goal of providing the SLRD and the community with an understanding of the items within the church and their heritage value and how to best care for those objects.

Phase I centered on objects that would be considered archival records including photographs and written records. An inventory has been created for all of the images hung on the walls. Finding guides have been created for documents found in the building. The photographs now stored digitally. Photographs and records are now in archival housing, which will ensure their longevity.

Phase II revolved around the objects and furnishings in the building. An inventory has been created of these items and recommendations have been provide on how best to care for them.

Phase III will be the completion of a Statement of Significance for the building which will provide a succinct text that identifies the principal values and character-defining elements of the building. It will also provide baseline heritage data on the site. Then any future activities taking place on the site or rehabilitation work is being conducted with those heritage values in mind and their preservation planned for.

Phase IV is to develop an Operations Management Plan for the Church that addresses operations, as the building is currently equipped. The plan will focus on daily operations, maintenance and security thereby ensuring that the building and its contents will be preserved for future generations to utilize, enjoy and learn from.

Phase I - Photos and Documents

Site Visit and Research

The consultant visited the building October 18-20, 2013 and on March 29, 2014. During these visits an inventory was undertaken of historic documents and photographs inside including numerous photograph albums, photographs displayed on the walls, correspondence and relevant records.

Research took place in order to gain a thorough as possible knowledge of the building and its contents. Please see Appendix 1 for a timeline of the building. The records from within the building were reviewed, including but not limited to: all photographs, correspondence, grants, society papers, news clippings, reports and the Bralorne Community Church Restoration Feasibility Study (1998). Research was also conducted at the Bob Stewart Archives of The United Church of Canada, BC Conference and the Archives of the Diocese of New Westminster and Provincial Synod of BC and Yukon (Anglican Church) both located at the University of British Columbia in Vancouver. There research included the review of church logbooks from 1936-1968, Church Minutes from 1936-1968, correspondence, photographs of building and activities at the building and early newspaper clippings about Church happenings and staff. A review took place of the documents regarding the Church held by the Bralorne Pioneer Museum. An online search took place to locate any additional information about the building and its contents. The consultant spoke with individuals familiar with the history of the building including: Lynda Illidge, Terri Anderson, Nigel and Carolyn Hopp and SLRD Area A Representative Debbie Demare.

Inventory

The consultant conducted a physical inventory of photographs and documents within the building then boxed and removed photographs and document for processing that were not on the walls. All items on walls were inventoried in place. See Appendix 2 for a complete inventory of the items hanging on the buildings walls.

In the downstairs hall, photographs had been stored in commercially available photo albums, however the plastic housing had begun to deteriorate and would soon damage the photographs. See Appendix 3 for the Finding Guide for the Photographs.

News clippings and miscellaneous papers relating to the history of the church and the area were stored downstairs in a plastic box. See Appendix 4 for the Finding Guide for the Papers of the History of the Church and Area. See Appendix 5 for the Finding Guide for the News Clippings.

Also downstairs was a large scrapbook that had been assembled with obituaries, news clippings and information and correspondence about the reverends that served the church. See Appendix 3, Section 7 for a finding guide to its contents.

Four other groups of records were located in the upstairs office. The filing cabinet contained primarily records including meeting minutes and correspondence kept by Sharon Lafortune during her tenure serving as Church Historian from 1999-2006. See Appendix 6 for the Finding Guide for the Lafortune Papers.

The second group of records was found in a large cardboard box on the desk, it contained documents relating to the formation of the Bralorne Bridge River Valley Community Church Society, grants, the Society's non-profit status, financials and the rehabilitation of the building. The majority of these documents came from the files of Irene Munroe and Lynda Illidge, Church Society President from 1999-2008. See Appendix 7 for the Finding Guide for the Munroe and Illidge Papers.

The third group of papers sat in the drawer of the wood desk in the office. They included a number of historic photographs collected by the Church Society. These have been placed in Album 4, Section 6 and are listed in Appendix 3. Other clippings and documents regarding the history of the church and the area were added to the Building History File, see Appendix 4. The newspapers from this drawer have been added to the News Clippings File and are noted in Appendix 5.

In a mid-sized wooden box placed next to the desk lay a fourth set of papers. These documents related to the Anglican Diocese of Caribou. None of the papers directly relate to Bralorne, most focus on the Anglican Churches in Lillooet and Lytton, BC. This fourth set of papers found in the office relating to the Anglican Diocese of Caribou have been donated to the Archives of the Anglican Diocese of New Westminster Provincial Synod of BC & Yukon. The documents are available for the public to view there. See Appendix 8 for a complete list of these items.

Scanning

All 58 photographs and documents framed on the walls were scanned on site and an Excel based finding guide developed. (See Appendix-2) The majority of the photographs and documents on the walls are reproductions.

The consultant scanned over 900 photographs including the albums stored in the downstairs of the building and those on file in the office. A number of the pictures are from the 1940s-1970s; donors gave these pictures to the Church Society after the rehabilitation. Two collections of slides were scanned. One group is of the Scout Troop Camp in 1951 and 1954. The second group of slides is of the town site of Pioneer and streetscapes in Bralorne taken in 1969. The majority of the photos are of the community-volunteer driven rehabilitation of the building from 1999-2003 and activities which took place at there during that period.

Two original documents predating the rehabilitation of the building were photographed: Bralorne and Pioneer United Church, Our Crusade, 1961 and Gold Bridge Cemetery, List of Names, 1979. Both are filed in the Building History File. (See Appendix 4) The digital copies are filed in the folder titled Miscellaneous Clippings and Notes.

The records on file at the church including those in the scrapbook were mostly produced from 1998 on. These records included many documents and newspapers related to the history of the building and Bralorne. All of these documents are either copies, available on microfilm or digitally, therefore these records were not scanned.

All of the Church's other existing known historic records prior to 1999 are housed at the Bralorne Pioneer Museum, the Bob Stewart Archives of The United Church of Canada, BC Conference and the Archives of the Diocese of New Westminster and Provincial Synod of BC and Yukon both located at the University of British Columbia in Vancouver. These records include: registers for baptisms, marriage and burials, church log-books from 1936-1968, Church Minutes from 1936-1968, correspondence, photographs of building and activities at church and early newspaper clippings about church happenings and staff. These items have not been scanned though some have been photographed for research purposes and are included in the two digital files titled UC Archives UBC and Miscellaneous Clippings and Notes.

Conservation

After scanning, where appropriate, items in need of conservation care were re-housed in archival housing. Original photographs are now stored in archival sleeves and albums, which can be view easily by the community and interested visitors to the building. The items from the scrapbook were also placed in an archival binder. It is recommended that these photo albums and scrapbook be stored in the second drawer of the filing cabinet in the office and taken out only on the request of visitors. All but two photographs on the walls are digital reproductions, therefore can be left in place as they are. The two photographs will be reproduced, and the reproductions hung in place of the originals. The originals will be put on file in Album 4, Section 7 that holds the other historic photographs.

The records of Lynda Illidge and Irene Monroe were organized and filed by subject in an archival box as are the papers relating to the building and area history in a smaller box. The news clippings are filed by year in an archival box. The large box with the Illidge and Monroe papers can be placed on top of the filing cabinet in the office. The two smaller boxes containing the area history and the news clippings should be placed on top of the filing cabinet in the office. The records kept by Sharon Lafortune will be located in the top drawer of the office filing cabinet in the original hanging files.

Display

Since the majority of the photographs on the walls are reproductions no changes to the display is recommended with the exception of the two photographs. As mentioned above,

these pictures will be replaced with reproductions and the originals placed archival housing and stored with the other original pictures in the building.

Photograph albums, the scrapbook and other documents relating to the history of the building and the area, which had previously been on display in the downstairs hall, should be kept in the office filing cabinet and taken out on request or during special occasions.

Database

The images, finding guides and this report have been filed and stored digitally. The files have been placed on three sets of 'Archival Gold' CD-Rs. One to be stored onsite, the second to be stored at the SLRD offices in Pemberton and the third at the Bob Stewart Archives of The United Church of Canada, BC Conference. The files will also be placed on the SLRD Website in the Area A Section and the Area A's Google Storage Site.

An Excel database and finding guide has been created for the pictures hanging on the walls of the building. (See Appendix 2) All of the other photographs have been scanned and digitally filed and a basic finding guide has been created for these, the originals are filed in four archival binders. (See Appendix 3, Albums 1-4) A fifth binder houses a scrapbook and a brief finding guide has been developed for it. (See Appendix 3, Album 5)

Phase II -Inventory of Historic Items

Site Visit and Research

As mentioned on page 3 of this report the consultant visited the building October 18-20, 2013 and March 29, 2014. During these visits an inventory of historic and relevant items within the building was created, including but not limited to, furniture, musical instruments and interior fixtures. The consultant photographed the building and its contents. Historic objects were measured and notes were taken about their condition. As stated on page 1, the research that took place allowed the consultant to gain a better understanding of the history of the building and its contents.

Inventory

Through the research conducted about the objects, the consultant determined which items have heritage value and has inventoried those items. The Bralorne Church held its last regularly scheduled services in 1966, 30 years after its opening. While services still took place the congregation continued to steadily decline and after the Bralorne Mine closed in 1971, the community decided to see the majority items from within the building be donated to other congregations that could more actively use them. Very few items and furnishings were left in the church. Items that are currently in the building are classified into five different groupings. A sixth grouping is listed off items located off-site.

1.) Original to the Building 1936-1971

These items are documented either in writing or in photographs as having been in the building during the time period that the church was most active. Many of these items had been re-donated to the church after its rehabilitation in 1999.

2.) Possible Original to Building 1936-1999

These items are likely to have been used in the building during this time frame, however there is not conclusive photo documentation or written record illustrating their use.

3.) Donated Items Post 1999

With the disbursement of many of the churches furnishings and difficulty in some cases of reacquiring the items, many items were donated from other congregations and individuals. Some items such as the lectern, communion table and main stained glass window were re-produced based on the Bralorne Church's original furnishings and donated.

4.) Unknown Origin

These are items that there is no documentation about, however could have some religious significance or monetary value.

5.) Original Fixtures

There are not many fixtures original to the building. Many were donated to the Texada Island Church in 1971.

6.) Off –Site

As stated above most of the contents of the church were disbursed in 1971. This is a short list of where those items and records are now located.

An Excel database has been created for Church Contents Inventory. The inventory includes the determined circa, provance, current condition and location of the historic items and basic recommendations for their care. Each of the items has been photographed in their current locations. Please see Appendix 9 for the Church Contents Inventory Database.

Database

The Church Contents Inventory Database as well as corresponding images and this report have been filed and stored digitally. The files have been placed on three ‘Archival Gold’ CD-Rs. One to be stored onsite, the second to be stored as the SLRD offices in Pemberton and the third at the Bob Stewart Archives of The United Church of Canada, BC Conference. The files will also be placed on the SLRD Website in the Area A section and the Area A’s Google Storage Site.

Additional Conservation Recommendations

Many the following recommendations to preserve the items of heritage value within the church are also steps that will need to be taken to maintain the interior building as a whole and protect its historic character.

Cleaning and Prevention

Ideally a regular cleaning plan can be put into action where the building is dusted and vacuumed monthly and cleaned after each use or meeting held in the space. Preferably chemical agents and commercial cleaners are not used on any surfaces or objects in the building with the exception of the bathroom and kitchen area.

Particular care should be taken with the cleaning of the wood trim and floors, and wood furnishings. Do not use any cleaning agents or waxes or oils. Clean with a clean rag or lightly dampened sponge then wipe dry.

The church houses a number of metal objects that will need to be cleaned periodically, including the two copper flower boxes, copper collection plate, three silver GTIC vases, a silver plated vase, copper decagonal vase, Dutch vase, Donald N. Matheson Memorial plaque and candle sticks. On these objects avoid any abrasives, acidic cleaners (lemon juice, vinegar, ammonia). Stick with water and a clean soft brush or rag to rid them of dirt.

An immediate concern for the interior of the building and its contents is the presence of cluster flies, often found in unused rural buildings. They are causing damage to the walls and to some of the photographs on the walls. Many of the clusters were found behind the pictures upstairs. They are likely coming in through the doors, which do not have weather tight sealing (the office door and the front doors). An inspection should take place identifying any other cracks or crevasses which they may be entering the building and these spaces should be sealed. It appears that there is a small hole in the ceiling near the belfry above the front door. In the fall of 2013 the flies were vacuumed up and the vacuum bag then removed from the building. This will need to happen on a regular basis. Their presence can lead to other types of pests. If the flies are a persistence problem black out blinds can be considered for the windows as a discouragement to them. Fumigation is not recommended at this time.

The fly excretions need to be removed from the walls and some picture frames. It is recommended that the walls where spackled are gently scrapped to loosen the material then wiped with warm soapy water, then wiped again with clean water and dried. The flecks should be vacuumed up. This cleaning method should be tested in an unnoticeable area to make sure it does not damage the wall.

(Source: http://museumpests.net/wpcontent/uploads/2014/03/flies_in_museums.pdf)

Snow Removal

Snow and ice should be regularly removed from all doorways. It is recommended that plywood be used to block snow from falling into the stairwell at the furnace room door at the rear of the building. A very thick ice dam has formed there and water and ice are leaking under the door from outside into the furnace room. Over time this will threaten the foundation of the building.

Snow buildup against the basement windows should also be monitored.

Fire Suppression

Fire is likely the greatest threat to the building and its contents. Basic steps should be taken to prevent the risk such as:

- No smoking in or around the building
- Keep flammable materials out of furnace room; do not use the area for storage of rubbish
- Make sure baseboard behind organ at altar stage is clear at all times.

There are currently two fire extinguishers downstairs near the kitchen. One should be placed in the furnace room. It is recommended that two more Class A, B, C fire extinguishers to be placed one in the office and the other in upstairs meeting area. It would be helpful to install two smoke alarms one for each level that have enough volume it would be possible for the neighbors to hear them if there is a fire.

It is also recommend that a yearly fire inspection take place with the Volunteer Fire Department and the church caretaker works through any recommendations made by the Fire Department.

A future expenditure should be the investment of a sprinkler system.


Security

While a part time caretaker and the community as a whole look after the building it is suggested that a few security precautions be observed. Ideally the caretaker checks on the building one-time per week, inside and out. Access to the building should be limited. It is recommended that a record be kept perhaps by the BRVCA of the number of keys and the holders, fewer keys in circulation the better. If the building is to be used on a more regular basis in the future a changeable key code lock can be considered. In the time being it is suggested that a inspection takes place to ensure the deadbolts are in good working order and one key works for all of the locks including the office, main downstairs hall entrance, the stairway entrance and the furnace room entrance. A more secure locking system and weather stripping should be added to front doors. When the building is rented or used in the future for events or activities that are slated to only take place in the basement hall, the upstairs ideally will be locked off. This can be done as simply as installing a hook lock on the stairwell door to the altar.

It is suggested that the materials archivally stored during the course of this project be stored in the office. In the future it would be ideal to install a small baseboard heater to help keep this room at a more constant temperature year round. The documents and photographs are best stored in the office because it is less humid than basement and a better environment for their preservation. The office is also an easier space to secure and keep clean.

Appendix 1 -Building Timeline

- **1936-** June, The Boulton Memorial Church erected by the Bralorne Mines Ltd. is dedicated by Rev. S.H. Smith. The church is named as a memorial to William W. Boulton, Secretary Treasurer of the Company, (b. 1879- d. March 19, 1936). The Mines intended for the church to be a non-denominational building. Services held in the space by congregations from the Catholic Church, Anglican and United Church. Only the United Church provided a full time minister to serve both Bralorne and Pioneer.



(1936, United Church Archives)

- **1939-** Platform built at front of Church to accommodate the pump organ purchased in 1938. A wood fence is erected around the Church grounds.
- **1946-** Church meeting minutes state that the board moves to rename to Bralorne Community Church. It appears that the building was heated with wood at this time as the records note three cords of wood were donated to the Church in October.
- **1947-** June, Bralorne Mines Ltd. finances the addition of a basement. The work is completed by November. It is likely that the original oil burning furnace and its associated metal tank are installed at this time.

The basement is used for Girl Guides, Brownies, Scouts, primary school room, Sunday school, Ladies Circle, Bridge Club, 50/50 Club (a club for married couples) receptions, first aid classes and community gatherings.



(Early 1950s, Source: Rev. Pete Collins, Church Files)

- **1951-** May, the Basement Committee suggests that a five foot partition be ‘erected across the basement and a door be cut into the furnace room.’ October minutes state that funds had been approved to build new stairs connecting the basement to the Church above. With these improvements the basement is to be called a hall.
- **1953-** Rev. Pete Collins (b. October 14, 1918- d. January 13, 2010) served both the Pioneer and Bralorne Churches from 1951-1955. Rev. Collins oversaw ‘refurbishing’ of the Bralorne Church including:
 - Wood wall trim removed, gaps plastered and walls painted light pink.
 - Altar platform extended, railings updated.
 - New wood lectern and communion table built by Rev. Collins.
- **1954-** Refurbishing continues with the finishing of the upstairs fir floors and the addition of carpeting.



(1960s taken by the BC Conference Superintendent of Home Missions, Lawrence Sieber, Source: The Bob Stewart Archives, The United Church of Canada)

- **1961-**The basement hall undergoes improvements including the removal of the six steel support beams replaced with 'laminated beams,' the addition of florescent lighting, a new ceiling and the addition of a new oil furnace.
- **1966-** February, Bralorne Church no longer has a full time minister as the Church plans for the amalgamation of the Pastoral Charges of Pioneer- Bralorne and Lillooet.
- **1967-** Last regular services held and the disbursement of Church furnishings is discussed.
- **1971-** Mine is closed. The town of Bralorne and the Church are faced with the possibility of being razed and burned. Bralorne Church furnishings brought to Texada Island United Church built in 1951 by George Thomson (1925-2005). Items included 13 stained glassed windows, vestments of the alter, baptismal font, florescent lighting, 22 pews, carpet, china, cutlery, a wooden desk, an electric stove, a vacuum cleaner, church songbooks, choir music, and fixtures.
- **1972-**Whiting Family operating as Marmot Enterprises purchased the town site from the Bralorne Can-Fer Resources previously known as Bralorne Mine's Ltd. The purchase included the Church. The Whiting's financed stabilization work on many buildings in town.
- **1974-**The Whiting's subdivided the town property enabling the sale of individual houses and buildings. At this time the Church property was dedicated as a community park and became Crown Land.
- **1976-** John Whiting and his work crew undertook remedial work on the north wall of the basement foundation, jacking out the wall that was collapsing and repairing the foundation. During this time the roof was repaired with salvaged shingles, the wiring updated, the floors sanded and the exterior painted. It is likely that the front doors of the building were replaced at this time, however is not documented. It is possible that an underground plastic oil tank was added.
- **1980s** The building is used periodically. A Pentecostal group met there and church services were held on occasion.



(1980, Source: <http://www.museevirtuel-virtualmuseum.ca>)

- **1998-** Church again is under threat of being torn down. Irene Monroe forms the Bralorne Bridge River Valley Community Church Society, gathers community support to keep the building standing and undertakes the fundraising (over \$75,000) needed to restore the church. Major funding came from BC Heritage Branch, Millennium Bureau of Canada, the SLRD and private donations.



(1998 prior to rehabilitation work, Source: Church Files)

- **1999-** January, the Church Society is designated a Charitable Organization by the Canada Revenue Agency.
- **1999- 2001** Church rehabilitated.
Phase I:
 - Roof replaced
 - Floors and walls straightened, installation of tension rods upstairs
 - Entrance stairway rebuilt
 - Wiring replaced, lights and fans installed

- Addition of insulation
- All windows replaced with exception of one on stairwell on east side.
- New exterior doors installed
- Upstairs dry walled
- Building exterior and upstairs interior painted

Phase II Basement

- Excavation of exterior foundation to facilitate securing and straighten
- Drain tile installed
- Foundation cracks sealed on exterior and interior
- Basement interior walls removed
- Windows aligned
- Wall reframed and downstairs wiring replaced with addition of 220 for the stove, light fixtures installed
- Plumbing work to install a hot water heater, kitchen sink, update toilet and sink in wash room
- Basement dry walled and painted
- Installation of wooden walkway from Church yard to front entrance.



(July 2000, Source: <http://www.bralornechurch.ca/xsummer2.html>)

- **2000-** Bralorne Bridge River Valley Community Church Society is incorporated under the British Columbia Society Act.
- **2003-** Church receives a grant from the SLRD for \$2,960.25 to replace the furnace.
- **2004** -May 28th the altar window is installed. The residents of the Mountain Institution, Agassiz, BC, a medium security correctional facility, created the stained glass version of Jesus standing.

- **2005-** Stained glass windows in the entrance foyer made by Maryan Dennison installed.
- **2008-** Last records regarding the business of the Church Society available. However building remains in use for occasional services, luncheons for during Valley Reunions, exercise, ballet and yoga classes and Christmas concerts.
- **2013-** The Bralorne Church society disbanded. In the process of researching ownership of the Bralorne Church it was discovered the property and building had been handed over as part of a subdivision plan to the care of the Squamish-Lillooet Regional District as a community park. The SLRD subsequently signed a one-year maintenance agreement with the Bridge River Valley Community Association.



(September 2013, Source: Susan Medville)

Appendix 2 -Wall Photographs

Attached following Appendix 9

Appendix 3 -Finding Guide- Photographs and Scrap Book

Album 1

Section 1

1999-2001 Church Restoration, Pocket Album

Section 2

2000-2004 People and Church Contents

- Boulton Family, 2000
- First services, 2000
- Renewal of vows Pete and Sharon Lafortune, 2000
- Church contents, 2001
- Volunteer Day, Lillooet, 2001
- Sage- Thompson Wedding, June 23, 2001
- Baptismal Font Returned, George Thomson and Sharon Lafortune, 2003
- Stain Glass Installation, 2004
- Baptism, Sara Jean Oakley (Ojavee), George Thompson, Rev. White, 2004
- Russ and Sandy Oakley Wedding, 2004
- Citizen of the Year, Karl Delling (Church Treasurer), 2004 (?)
- Reproduction 1954 Communion Table, Rev. Pete Collins, Sharon Lafortune, (2005)

Section 3

Bralorne Church Windows, Communion Table and Baptismal Font at Texada Island Church

Album 2

Section 1

1999-2000 Church Restoration

- Church interior and exterior pre-restoration, 1999
- Painting Church, 1999
- Stair reconstruction, 1999
- Interior cleanup, 1999
- Flea Market fundraiser, 1999
- Outward Bound Volunteers, floor restoration, 1999
- Community tour, 1999
- First concert, October 1999
- Basement windows replaced, October 1999
- Shingle roof replaced, October 1999
- Upstairs windows replaced, January-February 2000

- Drywall installation, January-February 2000
- Fountainview Academy Volunteer Day, 2000
- Original copper flower boxes and offering plate, 2000
- Washroom update, 2000
- Yard cleanup, 2000
- Basement cleanup, 2000
- Furnace room stabilization and cement stairs replaced, 2000
- First services, Fran Krajcovic, July 2000
- Church altar, 2000

Album 3

Section 1

Church Renovations and Activities 2000-2003

- Exterior excavation work to stabilize basement, 2000
- Sealing exterior basement walls, 2000
- Basement interior work (sealing, framing, insulation, drywall and painting), 2000
- Fountainview Academy Concert, 2000
- Lillooet Volunteer Open House, 2001
- Curtains made for basement, 2001
- Cleaning, 2001
- Grand Opening, (ribbon cutting, service, craft fair and reception), May 19, 2001
- Fountainview Academy Concert, 2001
- Fountainview Academy Concert, 2003

Album 4

Section 1

George Thomson Photographs

- Willard Lewis Funeral 1959
- Jo-Anne Thomson Funeral 1959
- Will Haylmore Funeral
- Pulpit and Furnishings
- Texada Church 1999
- Return of the Baptismal Font 2003

Section 2

Bralorne Church Late 1950s-1969

- Church Exterior
- Children's Activities at Church 1969

Section 3

Buildings Pre-1960s

- Pioneer and Bralorne Post Cards
- Church Exterior
- The Manse 1952
- Thanksgiving Altar 1952 and 1953
- Scouts and Cubs 1954
- Scout Camp 1954
- Brownie Pack 1954
- Choir early 1950s
- Junior Choir early 1950s

Section 4

Bridge River Valley Reunion 2008

Section 5

Prints from Slides 1950-1960

- Scout Camp Gunn Lake 1954
- Pioneer Cub Pack 1951
- Bralorne Troop Camp 1954 (Color)
- Buildings and Streetscapes 1969 Bralorne and Pioneer

Section 6

Photographs from Office Desk

- Reverend Pete Collins Performing Baptism
- Full Church Pews, 1940s?
- Choir Pictures
- Pioneer Church Interior, 1951

Section 7

Wall Photographs

- Group on Steps of Church, 1940 (?)
- Rev. Donald Lewis

Album 5 (Scrapbook)

Section 1

Rev. Harvard Pete Collins Correspondence

Section 2

Ministers

- Lists of Ministers for Bralorne and Pioneer
- Photographs of Ministers
- Letters re: Rev. George Pringle

Section 3

Rev. Harvard Pete Collins Recollections

Section 4

Correspondence re: Stained Glass Windows and Texada Island Church

Section 5

Correspondence re: Organ (Partial)

Section 6

Correspondence re: Moffat Richards 1936 Wedding Photograph

Section 7

Scrapbook

- Clippings
- Flyer, Services 2004
- Obituaries
- Services
- Arnold Howard (1896-1982) and Church Music History
- Choir Photographs
- Photographs, Sage- Thompson Wedding, June 23, 2001

Appendix 4- Finding Guide- Area and Building History File

- Annual Report, Boulton Memorial Community Church (Bralorne) 1951
- Annual Report, Pioneer Church 1951
- Annual Report, Pioneer and Bralorne 1952
- Annual Report, Pioneer and Bralorne 1953
- Annual Report, Pioneer and Bralorne 1954
- Annual Report, Bralorne and Pioneer United Church, Our Crusade, 1961
- Blair, Billy
- Boulton Family History
- B.C. Hydro
- Bralorne Mine
- Bralorne Church Windows at Texada Island Church
- Bralorne Community Club Minutes, 2005
- Bralorne Pioneer Museum Society
- Bralorne Powder Club
- Bridge River Valley Community Church Flyers
- Bridge River, Lillooet, Bralorne History from Cayoosh.net
- B.R.V.E.D.S
- Cradle Roll Certificate
- Flyers (miscellaneous)
- Gold Bridge Cemetery, List of Names, 1979
- Gold Bridge Community School
- Green, Lewis
- Hamilton, Jack
- Haylmore, Will
- Hymns
- Ministers
- Music, Bralorne (Ray Howard, 1940s-1960s)
- Noel, Arthur
- Remembrance Day
- Scout Camp, 1954
- S.L.R.D.
- Sunshine Ski Cabin, 1960s
- Tyax
- Walker, Colby and Shane Cable
- Weibel, Paul Theodore (Obituary)

Appendix 5- Finding Guide -News Clippings

- Bridge River Lillooet News 1979
- Bridge River Economic Development Society Newsletters 2004
- Bridge River Valley News 2004-2007
- Lillooet News 1995
- Lillooet News 1996
- Lillooet News 1998
- Lillooet News 1999
- Lillooet News 2000
- Lillooet News 2002
- Lillooet News 2003
- Lillooet News 2004
- Lillooet News 2005
- Lillooet News 2006
- Lillooet News 2007
- Lillooet and Area Visitor's Guide 2005
- The Communicator 1939
- The Pique 2003
- The Pique 2006
- The Prospector 1985
- The Province 2003
- The SLRD News 2003
- The Vancouver Sun 1979
- The Vancouver Sun 2004

Appendix 6 -Finding Guide-Lafortune Papers

- Furnace
- 2006, Correspondence
- 2005 Reunion, Correspondence
- 2005, Correspondence
- 2004, Correspondence
- 2003, Correspondence
- Grand Opening, Restoration Finished
- 2002, Correspondence
- 2001, Correspondence
- 2000, Correspondence
- Restoration, June 1999
- 1999, Correspondence
- Bulletins
- Boulton
- Cards and Letters
- Contents
- Extra Church Minutes
- Financial Statements 2000-2006
- Furnace and Oil (No tag on file)
- History, Pete Collins 2004-2005
- Misc.
- Insurance
- Bank Statements, Deposit Slips
- Minutes

Empty Folders

- Constitution (Bylaws)

Appendix 7 -Finding Guide -Illidge and Munroe Papers

- Alter Communion Table, 2004
- Boulton Donations/United Way
- British Columbia Society, Incorporation
- BC Hydro Utilities
- Charitable Organization, The Bralorne-Bridge River Valley Community Church Society
- Cheque Stubs, 1999-2004
- Church Meeting Notes, 2001-2004
- Church Programs, 2008
- Constitution
- Correspondence, Irene Munroe, 1999-2000
- CRA, 2001
- CRA, HST
- CRA, Registered Charity
- Deposit Records, 1999-2000
- Donations, 1999
- Donations, 2000-2001
- Donations, 2002-2005
- Donations, 2006-2007
- Donations, 2008
- Expenses, 1999-2000
- Expenses, 2000-2001
- Expenses, 2001-2003
- Expenses, 2003-2005
- Expenses, 2006-2007
- Expenses, 2008
- Feasibility Study Site Plans, 1999
- Feasibility Study Draft Report, 1999
- Feasibility Study Report, Church Restoration
- Financial Statements, 1999
- Financial Statements, 2000
- Financial Statements, 2001
- Financial Statements, 2002
- Financial Statements, 2005
- Financial Statements, 2007
- Financial Statements, 2008-2009
- Furnace
- Grants, Letters, Irene Munroe, 1999
- Grants, SLRD, 1999
- Grants, Millennium Bureau of Canada, 1999-2000
- Hall Rental
- Incorporation Certificate, Business Number, CRA
- Insurance
- Painting, 2001
- Volunteer Hours 1999-2000

Appendix 8- List of Anglican Church Papers at Bralorne Community Church

- Reports Lytton Missions, 1979, 1980
- St. Mary the Virgin Anglican Church Report and Budget 1981
- Reports to the Synod, 1978- 1980
- Cariboo in Ecuador
- Diocese of Cariboo Financial Statements, 1978
- Diocese of Cariboo, The 35th Synod Minutes, 1978
- General Synod. 1980
- Diocese of Cariboo, Task Force Report on Ministry
- The Synod of the Diocese of Cariboo, Financial Statements 1979
- Anglican Church, Lillooet, BC. Minutes of Church Meetings, 1983- 1985
- The Lectionary 1979, 1980
- Burial Permits (4), Leon Creek, (Ts'kw'aylaxw First Nation), 1969

These papers have been donated to The Archives of the Ecclesiastical Province of British Columbia & Yukon. None of the papers directly relate to Bralorne, most focus on the Anglican Churches in Lillooet and Lytton, BC. The church in Lillooet is no longer active while the church in Lytton is.

Contact:

Melanie Wallace, Archivist
Anglican Diocese of New Westminster
Provincial Synod of BC & Yukon
6000 Iona Drive
Vancouver BC, V6T 1L4
P 604-822-9583
F 604-822-9212
anglican-archives@vst.edu

Appendix 9 -Bralorne Church Inventory

See next page

APPENDIX 9: Bralorne Community Church Contents
01-Apr-14


Photo	Object Name	Current Location	Use/Description	History/Associations	Materials	Maker	Origin	Age	Dimensions	Condition	Donor	Recommendations	Notes
	Original to Building 1936-1971												
	Copper Offering Plate	Upstairs China Cabinet	Collection Plate, used for monetary donations to church during services. Stamped copper shallow bowl, with nail point pattern. Green felt circles on base of dish and bottom.	Early use in the Bralorne Church, made by Archie Walton, Bralorne Mine employee. Bralorne Mine paid for the construction of the Church in 1936 and subsequently supported its on going operations.	Copper and green felt	Archie Walton, Bralorne Mine Tin Smith	Bralorne, BC	pre 1950	Diameter 10 1/2 inches. 1 1/2 inches deep.	Good	Unknown	Keep in Alter China Cabinet. Do not use any abrasives or chemicals to clean.	Returned to Church prior to 2001 re-opening.


Photo	Object Name	Current Location	Use/Description	History/Associations	Materials	Maker	Origin	Age	Dimensions	Condition	Donor	Recommendations	Notes
	Copper Flower Boxes			Early use in the Bralorne Church, made by Archie Walton, Bralorne Mine employee. Bralorne Mine paid for the construction of the Church in 1936 and subsequently supported its on going operations.	Copper, wood and green felt	Archie Walton, Bralorne Mine Tin Smith	Bralorne, BC	pre 1950	38 inches long, 5 inches tall and 53/4 inches deep	Good	Unknown	Keep on Alter. Do not use any abrasives or chemicals to clean.	Returned to Church prior to 2001 re-opening.


Photo	Object Name	Current Location	Use/ Description	History/ Associations	Materials	Maker	Origin	Age	Dimensions	Condition	Donor	Recommendations	Notes
	Baptismal Font	Alter, Upstairs	Octagonal	<p>Memorial Plate inscribed: "In memory of Jo-Anne Margaret (1955-1959) daughter of Mr. and Mrs. George Thomson."</p> <p>Mr. Thomson donated the font to the Texada Island United Church 1971.</p> <p>Texada Island United Church, Rev. Jim Erb agreed to return the font to Bralorne in 2003. George Thomson delivered it.</p>	Wood, metal bowl	Made by a member of the Boulton Memorial Church, and presented by the congregation in 1959 or 1960 to the Church and the parents.	Bralorne	1959 or 1960	40 inches tall, 19 inches across	Good, Water marks on base of container.	<p>Mr. and Mrs. George Thomson</p> <p>The bowl with in the font is from Deer Lake United Church, Burnaby, B.C. (likely based on email 2/16/2002)</p>	Keep on Alter. Use no waxes or oils to clean.	




Photo	Object Name	Current Location	Use/ Description	History/ Associations	Materials	Maker	Origin	Age	Dimensions	Condition	Donor	Recommendations	Notes
	Communion Table	Downstairs	Mission Style	Original altar table for the Church	Wood	Unknown, likely made by a local Bralorne craftsman	Bralorne	1936	31 inches tall, 24 inches deep, 60 inches wide.	Fair, some water marks and finish is deteriorating .	Unknown	Keep in Church Basement Hall or upstairs, do not use for food service with out protective measures such as coasters, heat pads and a table cloth. Clean with warm water and wipe dry.	
 	The Holy Bible	Alter, west wall, china case	807 pages with colour illustrations	Inscription reads: 'Presented to Rev. S.H. Smith for use in Boulton Memorial Church by the United Church of Canada on the occasion of the dedication of the Church, June 14, 1936'	Paper, new binding	John Walker and Company, 96 Farrington Street, London, England	London, England	No publication date, pre 1936. New cover 2004.	11 1/2 inches tall, 9 1/2 inches wide, 2 3/4 thick.	Good, cover replaced in 2004, pages are worn and some taped	Bralorne Museum	Keep in Alter China Cabinet.	Returned to Church in 2003 by the Bralorne Museum.






Photo	Object Name	Current Location	Use/ Description	History/ Associations	Materials	Maker	Origin	Age	Dimensions	Condition	Donor	Recommendations	Notes
	Silver CGIT Goblet 1938	Alter, west wall, china case	Achievement prize. Also used as a baptismal cup prior to the font being donated to the church.	The United Church of Canada founded the Canadian Girls In Training program in 1915 as an alternative to Girl Guides for girls aged 11-17.	Silver plated	Stamped H E P on bottom	Unknown	1938	5 inches tall, 4 3/4 inch diameter	Good	Returned to Church by the Lillooet United Church, 2001. The cups had been there since 1971.	Keep in Alter China Cabinet. Do not use any abrasives or chemicals to clean.	
	Silver CGIT Goblet 1946	Alter, west wall, china case	Achievement prize. Also used as a baptismal cup prior to the font being donated to the church.	The United Church of Canada founded the Canadian Girls In Training program in 1915 as an alternative to Girl Guides for girls aged 11-17.	Silver plated	no maker marks	Unknown	1946	5 inches tall, 5 inch diameter	Good	Returned to Church by the Lillooet United Church, 2001. The cups had been there since 1971.	Keep in Alter China Cabinet. Do not use any abrasives or chemicals to clean.	
	Silver Flower Container	Alter, west wall, china case	Achievement prize	Presented to Pioneer United Church by the C.G.I.T 1937' Canadian Girls In Training	Silver plated copper	Laurel, 1881, Rogers, Canada. (BMMT stamped on bottom)	Ontario, Canada to Pioneer Church	1937	7 1/2 inches tall, 10 1/2 inch top diameter, 3 3/4 inch bottom diameter.	Good	Returned to Church by the Lillooet United Church, 2001. The cups had been there since 1971.	Keep in Alter China Cabinet. Do not use any abrasives or chemicals to clean.	

Photo	Object Name	Current Location	Use/ Description	History/ Associations	Materials	Maker	Origin	Age	Dimensions	Condition	Donor	Recommendations	Notes
	Matheson Memorial Plaque	South wall, upstairs.	Memorial	In Memorial Donald N. Matheson , 1905-1957. One of Bralorne Mines Limited first employee's started with the company at its founding in 1931 as mine engineer and in 1940 moved into the position of Mine Manager.	brass, wood	Unknown	Unknown	1957	12 inches wide, 7 inches tall, 1 1/2 inches thick.	Excellent	Matheson Family	Keep hanging on wall. Do not use any abrasives or chemicals to clean.	
	Estey Pump Organ	Downstairs	Church's primary musical instrument	Used by Arnold Howard until 1950. Howard moved to Bralorne in 1938 from Vancouver the same year the Church purchased the organ.	Wood, ivory, metal, wool carpet	Estey Organ Company, Brattlebro, Vermont, USA	Purchased at Lewis Piano House, LTD, Vancouver BC	1938	50 inches wide, 20 inches deep, 45 inches tall	Good, semi working condition.	Pemberton Anglican Church	Keep in Church Basement Hall or upstairs. Store the organ closed. Use no oils or waxes to clean.	Returned from Pemberton 2003 where it had been used by the Anglican Church on Taylor Road

[illegible]





Photo	Object Name	Current Location	Use/ Description	History/ Associations	Materials	Maker	Origin	Age	Dimensions	Condition	Donor	Recommendations	Notes
	Desk	Downstairs, west wall	Desk	Unknown	Wood	Unknown	Unknown	pre 1950	60 inches wide, 35 1/2 inches deep, 31 inches tall	Good, missing upper drawer	Unknown	Keep in Church Basement Hall or upstairs, do not use for food service without protective measures such as coasters, heat pads and a table cloth. Clean with warm water and wipe dry.	
	Bench	Downstairs	Bench	Unknown	Wood, painted red	Unknown	Unknown	Likely pre 1950	127 inches wide, 16 inches deep, 17 inches tall	Good	Unknown	Keep in Church Basement Hall or upstairs.	
	Kitchen Table	Downstairs	Table	Unknown	Wood, painted purple	Unknown	Unknown	Likely pre 1950	41 inches wide, 31 inches deep, 30 inches tall	Good	Unknown	Keep in Church Basement Hall or upstairs.	
	Song boards (2)	Upstairs north wall above altar	Holds number cards corresponding to hymn books	Unknown	Wood	Unknown	Unknown	Likely pre 1950	21 inches wide, 33 inches tall	Good	Unknown	Keep hanging on wall. Use no oils or waxes to clean.	





Photo	Object Name	Current Location	Use/ Description	History/ Associations	Materials	Maker	Origin	Age	Dimensions	Condition	Donor	Recommendations	Notes
	Song board	Upstairs office	Holds number cards corresponding to hymn books	Unknown	Wood	Unknown	Unknown	Likely pre 1950	13 inches wide, 30 inches tall	Good	Unknown	Keep in office or stairwell. Use no oils or waxes to clean.	
	Salem Creamer	Downstairs, dish cabinet	Used to hold cream or milk for coffee service	Likely used for Church socials	china, painted green and gilded with 23k gold	Salem China	Unknown	Circa 1950	60 inches long, 24 inches deep, 30 inches tall	Good	Unknown	Keep in Church Basement Hall Kitchen	
	Altar Prayer Stand	Alter, Upstairs	Altar Prayer Stand and Book Holder	Used on the Altar	Wood	Unknown	Unknown	pre 1960s	27 inches wide, 23 inches deep, 35 inches tall	Good	Unknown	Keep on Alter. Use no oils or waxes to clean.	
	Altar Prayer Stand and Book Holder	Alter, Upstairs	Altar Prayer Stand and Book Holder	Used on the Altar	Wood	Unknown	Unknown	1960-1980s	47 inches wide, 22 inches deep, 32 1.2 inches tall	Good	Unknown	Keep on Alter. Use no oils or waxes to clean.	





Photo	Object Name	Current Location	Use/ Description	History/ Associations	Materials	Maker	Origin	Age	Dimensions	Condition	Donor	Recommendations	Notes
	Hymn Book and Bible Holders	Church Floor, Upstairs, at front of pews next to Altar	Front row prayer stand and Book Holder	Used on the Altar	Wood	Unknown	Unknown	1960-1980s	16 inches wide, 89 1/2 long, 33 inches tall	Good	Unknown	Keep at front of Church. Use no oils or waxes to clean.	
	Desk	Upstairs Office	Wooden desk, on metal wheels, with two drawers on right side. Painted	Unknown, "b. Pugh 9297" written in drawer	Wood, metal wheels	Unknown	Unknown	pre 1950	42 inches wide, 29 inches deep, 27 inches tall	Good	Unknown	Keep in office.	
	Child's table	Upstairs Office	Childs table	Unknown	Plywood	Unknown	Unknown	Pre 1999	25 inches by 25 inches, 21 inches tall	Good	Unknown	Keep in Church	
	Decagon Copper Vase	Upstairs Office	Decorative	Unknown	Copper	Handarbeit (Hand Crafted in German)	Unknown	Unknown	4inches wide, 8 inches tall	Excellent	Unknown	Do not use any abrasives or chemicals to clean. Keep in altar china cabinet when not in use.	




Photo	Object Name	Current Location	Use/ Description	History/ Associations	Materials	Maker	Origin	Age	Dimensions	Condition	Donor	Recommendations	Notes
	Mission Style Prayer Book Stand	Upstairs	Used as a prayer or hymn book stand	Unknown	Wood	Unknown	Unknown	Likely pre-1950s	15 inches wide, 10 inches deep, 28 inches tall	Good	Unknown		
	Sunday School Posters	Upstairs office	lesson illustration and 'memory verse' from bible	Likely used by Sunday school	Paper, wood	Providence Lithograph Co.	Providence, Rhode Island, USA	1949	18 inches wide, 27 inches tall. 12 pages.	poor, fragile	Unknown	Keep in office in storage box.	
	The Holy Bible, Revised Version	Alter, west wall, china cabinet	Book	Inscription reads: "Presented to Leslie Osborne By the Committee of the Raundi Wesleyon Methodist Sunday School, 29th August 1920. 'The Lord bless thee and keep thee.' Numbers 6th C 24th V."	Black cloth cover, paper, gold leafed edges on pages	Unknown	Oxford, England	Preface, July 10, 1884, no publication date.	5 1/2 inches tall, 4 inches wide, 1 1/2 inches thick	Good	Unknown	Keep in Alter China Cabinet.	


Photo	Object Name	Current Location	Use/Description	History/Associations	Materials	Maker	Origin	Age	Dimensions	Condition	Donor	Recommendations	Notes
	The Methodist Hymn Book with Tunes	Alter, west wall, china cabinet	Book	Inscription reads: "To Mrs. Grloon and Aury with happy memories of your visit to Rauds. From Fred Lawrence, Edith and Wes, October 1939"	Black cloth cover, paper, gold leafed edges on pages	Novello And Company Limited Printers	London, England	Copyright 1933	6 1/2 inches tall, 4 1/2 inches wide, 1 1/2 inch thick	Good	Unknown	Keep in Alter China Cabinet.	






Photo	Object Name	Current Location	Use/Description	History/Associations	Materials	Maker	Origin	Age	Dimensions	Condition	Donor	Recommendations	Notes
    	(1921) The Methodist Hymn Book	Alter, west wall, china case	Also used as a keepsake book. Contents: pressed flowers, Indian Postage Stamp, British Postage Stamp, 7 Junior Society Class Tickets, Chronicle Newspaper clipping re: first London Woman Mayor, November 11, 19?? [Ada Salter was elected the Mayor of Bemondsey by the labour Majority in 1922]	Inscription reads: "Raunds Wesleyan Methodist Sunday School, Awarded to Audry Osborn, Dec. 25, 1921"	Black cloth cover, paper, gold leafed edges on pages	Fletcher and Son Printers, Ltd.	London, England	Preface, June 1904, no publication date	6 inches tall, 4 inches wide, 1/2 inch thick	Good	Unknown	Keep in Alter China Cabinet.	



Photo	Object Name	Current Location	Use/Description	History/Associations	Materials	Maker	Origin	Age	Dimensions	Condition	Donor	Recommendations	Notes
	The Methodist Hand Book (1 of 2)	Alter, west wall, china cabinet	Hymn Book	Inscription reads: Presented to Leslie Osborne By the Committee of the Raunds Wesleyan Sunday School, 29th August 1920."	Black cloth cover, paper, gold leafed edges on pages	Unknown	Norwich, England	Preface , June 1904, no publication date	6 inches tall, 4 inches wide, 1/2 inch thick	Good	Unknown	Keep in Alter China Cabinet.	
	The Methodist Hymn Book (2 of 2)	Alter, west wall, china cabinet	Hymn Book	Inscription reads: Presented to Ivy Audres Osborne By the Committee of the Raunds Wesleyan Methodist Sunday School, Sept 6th 1925."	Black cloth cover, paper, gold leafed edges on pages	Wesleyan Conference Office	London, England	Preface , June 1904, no publication date	6 inches tall, 4 inches wide, 1/2 inch thick	Good	Unknown	Keep in Alter China Cabinet.	




Photo	Object Name	Current Location	Use/ Description	History/ Associations	Materials	Maker	Origin	Age	Dimensions	Condition	Donor	Recommendations	Notes
	Choir Outfits	Bottom drawer of filing cabinet in upstairs office	Worn by Choir	These appear similar in style to those worn in pictures by the Bralorne Church choir in the 1940s through the 1960s.	cotton and crepe	Hand and machine sewn. Not factory made.	Likely, Bralorne, BC	1940s-1960s	Various, six white shirts, nine black robes, 22 collars.	Good	Unknown	Periodic gentle outdoor shaking of the costumes will be needed to free the garments of dust, debris and possible pests.	
	Organist Bench	Front of Church, Upstairs	Seating for Organist	Unknown	wood, metal	Unknown	Unknown	Unknown	29 inches wide, 14 inches deep, 19 inches tall	Good	Unknown	Clean with no waxes or oils.	
	Donated Items, Post 1999												
	Alter China Cabinet	Altar, west wall	Used to store items of value, including historic books and sacramental dishes	Donated in 2002	Wood, glass, mirrored back on top shelf.	Unknown	Unknown	Pre 1940s	56 inches tall in front, 60 inches tall back panel, 44 inches wide, 16 1/2 inches deep.	Excellent	Jeanine W. Pepin, Lillooet, BC, 2002	Do not use and oils or waxes to clean.	




Photo	Object Name	Current Location	Use/ Description	History/ Associations	Materials	Maker	Origin	Age	Dimensions	Condition	Donor	Recommendations	Notes
	Crucifix with Christ	North wall, upstairs	Prayer, worship, decoration	Donated to Church after renovation.	Wood	Unknown	Italian Alps, Church	1800s	22 inches tall, 14 inches wide	Good	Veronika Goin and Beatrice Reinmann, Switzerland	Do not use and oils or waxes to clean. Fragile use care when handling.	
	Alter Cross	Altar, west wall	Prayer, worship, decoration	Donated to Church after renovation.	Wood	Made by a member of the St. Thomas' Anglican Church, for Bralorne Church.	Chilliwack, BC	2000's	24 inches tall, 12 inches wide	Excellent	Marilyn Fane and Joan Sutcliffe	Do not use and oils or waxes to clean.	
	Hammond Electric Organ	Front of Church, Upstairs	Music	Donated to Church after renovation.	wood, metal, plastic	Hammond Organ, Serial Number #EG07082 , Model US-100	Japan	Possibly 1970s	43 inches wide, 23 inches deep, 35 inches tall	Excellent, working	Mr. And Mrs. L. Lange of Courtney, BC	Store covered with cloth.	





Photo	Object Name	Current Location	Use/ Description	History/ Associations	Materials	Maker	Origin	Age	Dimensions	Condition	Donor	Recommendations	Notes
	Speakers (2)	On altar stage	Music	Donated to Church after renovation. Likely with the Hammond Organ which they are currently used with.	wood, metal, plastic	Warfadale	Unknown	Possibly 1970s	14 inches wide, 13 inches deep, 22 inches tall.	Excellent, working	Unknown	Store upstairs.	
	Last Supper Tapestry	Upstairs, north wall, above doors.	Decorative	Unknown	Poly blend	Unknown	Unknown	Unknown	60 inches wide, 40 inches tall	Good	Members of the St. Thomas Anglican Church , Chilliwack, BC	Check behind periodically for cluster flies.	
	Madonna and Child Oil Painting	East Wall, Upstairs	Painting depicting Madonna and Christ Child. Wall decoration.	Painter is related to Lynda Illidge an instrumental member of the Church Society	oil painting, canvas, wood frame	Pauline C. Musgrave	Unknown	2004?	23 inches wide, 29 inches tall	Excellent	Pauline C. Musgrave	Dust gently.	
	Oil Painting of Church	East Wall, Upstairs	Painting depicting Church exterior in the summer. Wall decoration.	Donated to Church after renovation.	Oil on canvas, framed	John Sloan	Winnipeg, Manitoba, Canada	2004	25 3/4 wide, 21 1/2 tall	Excellent	John Sloan	Dust gently.	



Photo	Object Name	Current Location	Use/ Description	History/ Associations	Materials	Maker	Origin	Age	Dimensions	Condition	Donor	Recommendations	Notes
	Stained Glass	Front vestibule, east wall	Decorative window insert.	Donated to Church after renovation, in memory of Eilene Beth Hartley, February 4, 1913- August 5, 2001 and in memory of Geraldine Ester McLennan, April 7, 1911- April 9, 1975. Butterfly symbolises resurrection	Stained glass	Maryan Dennison	Summerland, BC	2005	20 inches wide, 23 inches tall. Rounds above have a 14 inch diameter.	Excellent	Maryan and Russ Dennison	Clean gently with damp cloth.	
	Stained Glass	Front vestibule, west wall	Decorative window insert.	Donated to Church after renovation, in memory of Lois Sherran McLennan, March 21, 1931- March 16, 2005.	Stained glass	Maryan Dennison	Summerland, BC	2005	20 inches wide, 23 inches tall. Rounds above have a 14 inch diameter.	Excellent	Maryan and Russ Dennison	Clean gently with damp cloth.	



Photo	Object Name	Current Location	Use/ Description	History/ Associations	Materials	Maker	Origin	Age	Dimensions	Condition	Donor	Recommendations	Notes
	Stained Glass, Main Altar Window	South wall, upstairs.	Decorative window insert.	Made as a replacement window to the 1936 original which was donated to the Texada Island and Church in 1971, where it is still located.	Stained glass	Residents of the Agassiz Prison, organized by Anita Guliker, Social Programs Officer	Agassiz, BC	Installed May 28, 2004	43 inches wide, 83 inches tall	Excellent	Agassiz Prison	Clean gently with damp cloth.	Original window is located at the United Church Texada Island, BC.
	Pulpit	Alter	Stand to from which a sermon is preached. Holds documents or books.	Unknown	Wood	Unknown	Unknown	Unknown	39 inches tall, 23 1/2 wide, 16 inches deep.	Good	Paul Brenier, Lillooet	Clean with no waxes or oils.	



Photo	Object Name	Current Location	Use/ Description	History/ Associations	Materials	Maker	Origin	Age	Dimensions	Condition	Donor	Recommendations	Notes
	Communion Table	Alter	Copy of the Communion table made for the Bralorne church during remodel 1953-54 by Rev. Pete Collins. The 1950s table went to Texada Island United Church in the 1970s.	Plaque on table reads" This replica of the original Communion Table was given by family and friends of Evelyn and Masse Mitchell, Arnold and Winnie Howards, Bill and Vera Shaw, 2005 A.D."	Wood with metal plaque and door tracks	A. & P. Cabinets, Vancouver , BC	Vancouver, BC	2005	20 inches deep, 80 inches wide, 30 inches tall.	Excellent	Rev. Pete Collins and friends.	Clean with no waxes or oils.	
	Brass Candle Sticks	Alter	Candle holders	Donated 2001	Brass	Unknown	England	Unkno wn	4 inch by 4 inch base, 13 3/4 inches tall	Excellent	Deer Lake United Church, Burnaby, BC, Rev. Pete Collins	Clean with no abrasives or solvents.	
	Wood Collection Bowls (4)	Alter, west wall, china case	Used for the collection of donations at church services	Unknown	Wood	No marks, machined	Unknown	Unkno wn	2 inches tall, 9 inch diameter	Good	Deer Lake United Church, Burnaby, B.C.	Clean gently with damp cloth.	





Photo	Object Name	Current Location	Use/ Description	History/ Associations	Materials	Maker	Origin	Age	Dimensions	Condition	Donor	Recommendations	Notes
	Wood Offering Plate	Alter, west wall, china case	Used for the collection of donations at church services	Unknown	Wood, possibly walnut, dark stain	Unknown	Unknown	Unknown	2 inches tall, 8 1/2 inch diameter	Good	Deer Lake United Church, Burnaby, B.C.	Clean gently with damp cloth.	
	Communion Wine Tray	Alter, west wall, china case	Used for Eucharist sacrament. 22 wine glasses on top tier, 36 on bottom tier.	Unknown	Aluminium, steel, glass	W.H. Dietz	Chicago, IL, USA	Unknown, Patten August 16, 1910	13 inch diameter	Good, 14 glasses missing	Deer Lake United Church, Burnaby, B.C.	Handle with care, glasses inside. Clean gently with damp cloth.	
	Communion Dish	Alter, west wall, china case	Used for Eucharist sacrament.	Unknown	Aluminium	Westminster Press	Philadelphia, PA, USA	Unknown	10 inch diameter	Excellent	Deer Lake United Church, Burnaby, B.C.	Clean gently with damp cloth.	
	Frank Whiting Memorial Bench	Front yard of Church	Memorial Bench	Inscription reads "Frank Whiting, Nov 19/23- Sept 13/07 As long as Bralorne exists we will remember you." Frank	cement	Unknown	Unknown	2007	Approximately. 36 inches long, 28 inches deep, 24 inches tall	Good	Whiting Family		




Photo	Object Name	Current Location	Use/ Description	History/ Associations	Materials	Maker	Origin	Age	Dimensions	Condition	Donor	Recommendations	Notes
	Pews(11)	Upstairs Church	Seating for congregation	1999 photograph shows 10 pews in Church prior to full restoration of building. Some may be original to building. It is unclear if all of the pews from the church were donated to the Texada Island Church or not. Scopick states that the pews had 'been collected by the community over the years.'	Varnished fir, plywood, pine	Unknown	Unknown	Unknown	Front Four (4), 88 inches long, 21 inches deep, 23 inches tall. Plywood Four (4), 87 1/2 inches long, 24 inches deep, 36 1/2 tall. Pine (1), 87 inches long, 25 inches deep, 38 inches tall. Back Pews (2), 88 1/2 inches long, 20 inches deep, 32 inches tall.	Fair	At least two of the pews came from, St. Philip's Anglican Church, Vancouver, BC (email 3/3/2002 Harold Redekop). Others had been donated between 1971-1999.	Clean with no waxes or oils.	two of the 12 pews came from St. Philip's Anglican Church in 2003.

Photo	Object Name	Current Location	Use/ Description	History/ Associations	Materials	Maker	Origin	Age	Dimensions	Condition	Donor	Recommendations	Notes
	Music Collection	Office filing cabinet	10 33 1/3 Records of Church Bells, Chimes and music	A bell was never installed in the bell tower however soon after the church was built an outside speaker was installed in the tower that could be connected to either a record player or the organ.	Vinyl, cardboard	Various	Unknown	1960s-1990s		Good	Rev. Pete Collins 2004	Use with care.	
	Unknown Origin												
	Dutch Vase	Alter, west wall, china case	Vessel, melded metal with windmill and sail boat on it.	Unknown	Possible silver plated copper	Unknown	Unknown	Unknown	5 1/2 inches tall, 1 1/2 inches wide	Good	Unknown	Clean with no abrasives or solvents.	

[illegible]




Photo	Object Name	Current Location	Use/ Description	History/ Associations	Materials	Maker	Origin	Age	Dimensions	Condition	Donor	Recommendations	Notes
	Office Door	West wall upstairs	Door	Very likely an original door to building	Wood, round metal knob.	Unknown	Unknown	1936	30 inches wide, 78 inches tall	Good	Not Applicable	Do not replace. Leave trim intact.	
	Stairwell Door	East Wall, Upstairs	Door	Very likely an original door to building	Wood, round metal knob.	Unknown	Unknown	1936	30 inches wide, 78 inches tall	Good	Not Applicable	Do not replace. Leave trim intact.	
	Vent Cover	Upstairs office, floor	Vent	Very likely an original vent for the building	Metal	Unknown	Unknown	1936	11 inches by 10 inches	Fair	Not Applicable	Do not replace.	




Photo	Object Name	Current Location	Use/ Description	History/ Associations	Materials	Maker	Origin	Age	Dimensions	Condition	Donor	Recommendations	Notes
	Front Doors and trim	North Entrance	Main doors	Changed between 1960s and 1980s	Wood with metal hardware	Unknown	Unknown	Trim 1936, Doors Exterior 1960s-1980s	Not measured.	Good	Not Applicable	Weather striping is needed here. If doors ever are in need of replacement it is recommended that the 1936 vertically hung plank doors be replicated. Do not remove interior trim. It is possible that the hardware is original.	
	Ceiling	Upstairs	Ceiling	Ceiling and rafters installed at 1936 construction, likely the eight tension rods were added to the structure when it was lifted in 1947 when the basement was added.	6 Wood beams, rafters ceiling and 2 1/2 inch lapped panelling	Unknown	Unknown	Wood, 1936 Metal rods 1947	Not measured.	Good	Not Applicable	Light from the outside is visible near the belfry on the north end of the building above the front doors. This hole should be sealed and the ceiling should be inspected for any other holes. The ceiling and beams should not be replaced or altered in any visible way.	
	Flooring	Throughout building	Floors	Refinished 1954, 1971, 2000	Fir	Unknown, likely made by a local Bralorne craftsman	Unknown	1936 Upstairs, 1947 downstairs		Good	Not Applicable	Do not replace.	












Photo	Object Name	Current Location	Use/Description	History/Associations	Materials	Maker	Origin	Age	Dimensions	Condition	Donor	Recommendations	Notes
	Off Site												
	Church Records	The United Church of Canada, BC Conference, The Bob Stewart Archives, Vancouver BC	These records include: registers for baptisms, marriage and burials, church log-books from 1936-1968, Church		Paper			1930s-1960s				Contact: Blair Galston, Archivist	http://www.memorybc.ca/pioneer-bralorne-pastoral-charge-fonds;rad
	Church Records	Anglican Diocese of New Westminster Provincial Synod of BC & Yukon, Vancouver, BC	Records regarding the Anglican congregation		Paper			1950s-1960s				Contact: Melanie Wallace, Archivist	anglican-archives@vst.edu
	Church Records	Bralorne Pioneer Museum, Bralorne, BC	Papers and Correspondence	Mainly records and letters from 1960-1962 kept by George Thomson, few photos, cookbook 1950s, Church programs 1950s, annual reports from 1960-61, few	Paper			1940s-1962				Contact: Terri Anderson, Director	

Photo	Object Name	Current Location	Use/ Description	History/ Associations	Materials	Maker	Origin	Age	Dimensions	Condition	Donor	Recommendations	Notes
	Stained Glass Windows (13), Altar Ornaments, Pews (22), Fixtures	Texada, Island BC		George Thomson relocated the items to the UC In Texada when in 1971 the town was threatened of being raised when the Mines pulled out. Thomson had relocated from Bralorne to Courtenay but worked at the mines on Texada.	Various			1936			George Thomson	Contact: Karen May, Minister Make an agreement with the Texada Island Church that at if any date they choose to remodel or close the building that the items which originated in Bralorne that furnish their church come back to Bralorne.	http://texada-united-church.difpr.ca/
	Pulpit and Chair	Perryvale, Alberta	Used by minister on Altar	Dedicated in Memory of Willard Lewis	Wood	Unknown	Unknown	Unknown	Unknown	Unknown	Unknown	Contact: Alice Dale (Lewis) No listing for Church	





APPENDIX 2: Wall Photographs

Photo	Image #	Subject	Date	Original	Size	Location	Reproduce	Notes
	1	Two women in church. One in a wheelchair. Sherran McLennan and Mrs. Hartley.	Nov. 2011	No	8x10	Top of refrigerator, downstairs.	No	framed
	2	Four adults in front of Church. One woman in a wheel barrow (Irene Monroe). Standing Pete and Sharon Lafortune, Lynda Illridge.	2000	Yes	4x6	Downstairs, Bulletin board, west wall	No	No frame
	3	Front Exterior of Church, north side, post restoration	2000	No	10x16.5	Downstairs, Next to Bulletin board, west wall	No	Needs cleaning, need a flat head screw driver.
	4	Front exterior of Church, north side, pre-restoration. Small dog at base of steps.	1999	No	10x16.5	Downstairs, Next to Bulletin board, west wall	No	
	5	Reverend P. Collins holding two babies outside. (L) David Ziegler and (R) Margaret Illidge.	1951	No	4X6	Downstairs, west wall, between windows	No	
	6	Mr. And Mrs. Pete Collins (Rev), Studio Portrait, served church 1951-1954	2000?	No	8 1/2x11	Downstairs, west wall, between windows	No	Original is from an email on printer paper. Print on Photo Paper.





APPENDIX 2: Wall Photographs

Photo	Image #	Subject	Date	Original	Size	Location	Reproduce	Notes
	7	Pioneer Church, 'when Pioneer Mine Closed the church was moved to Lillooet and became a bar.'	1936-1960	No	8x10	Downstairs, north Wall above organ.	No	On photo paper
	8	Church organist Arnold Howard	1950s	No	7 1/2 x 9 1/2	Downstairs, north Wall above organ.	No	On photo paper, email correspondence about Howard in clipping file
	9	Pastoral Charge explanation. Small photo of Rev. A.C.Pound who served Pioneer prior to 1936 from his home in Lillooet.		No	8 1/2 x 11	Downstairs, east wall	No	Printed text about Pastors. Of whom AC Pound is not listed but see about photo.
	10	Pastoral Charge explanation and listing. Pioneer.		No	8 1/2 x 11	Downstairs, east wall	No	Printed text about Pastors.
	11	Pastoral Charge explanation for Bralorne		No	8 1/2 x 11	Downstairs, east wall	No	Printed text about Pastors.
	12	Ministers Associated with the Bridge River Valley prior to 1936 explanation		No	8 1/2 x 11	Downstairs, east wall	No	Printed text about Pastors.





APPENDIX 2: Wall Photographs

Photo	Image #	Subject	Date	Original	Size	Location	Reproduce	Notes
	13	Group of 20 people on the stairs of Bralorne Church. Prior to ground floor addition.	1940?	Yes	7x9 1/2	Downstairs, east wall	Yes	Possible that this is Rev. Frank Bushfield who served the church in 1940.
	14	Children's congregation. 58 young children and 5 adults. Oval portrait of William Boulton (1879-1936) inserted in the right hand corner of picture.	1938-39	No	6x10	Downstairs, east wall	No	Likely this is Rev. G. Lloyd Harvey who served the area from 1938-1939.
	15	Rev. Donald Lewis. Portrait. Pastoral Charge of the United Church of Canada 1958-1960	? 1970s-2000?	Yes	7 3/4 x 10	Downstairs, east wall	Yes	
	16	Rev. James Stobie, Pastoral Charge of the United Church of Canada 1943-1946. Portrait	1943	No	6 x 8 1/4	Downstairs, east wall	No	





APPENDIX 2: Wall Photographs

Photo	Image #	Subject	Date	Original	Size	Location	Reproduce	Notes
	17	Rev. George R. Pringle. Military Portrait. Church Minister July 1, 1940- July, 1 1941. Killed in active service over the British Isles on January 24, 1943.	1941-1943?	No	6.28 X10	Downstairs, east wall	No	A larger copy is hanging on the north wall of the Church upstairs.
	18	George Pringle induction certificate into the UBC Sports Hall of Fame 2005	2005	No	7 3/4 x 9 3/4	Downstairs, east wall	No	Photo copy
	19	Two Cub Scouts with flags, two adult shaking hands and a Reverend standing on the Church stage. (Possibly Sherran Hartley, Bob Thompson and Ken Mitchell according to Pete Collins correspondence with Sharon Lafortune 2005)	1940-1950	No	5x7	Downstairs, east wall	No	Photo copy, no id of people in picture. Taken before the addition of the down stairs. Stage was modified and wall trim removed after this picture.
	20	Combined Bralorne- Pioneer Choirs- Arnold Howard- Director. 'This was taken after renovations.'	1954-1960	No	5x 7	Downstairs, east wall	No	Stage in current configuration, Pump organ in Hall upstairs pictured. Pews are different than those in here.






APPENDIX 2: Wall Photographs

Photo	Image #	Subject	Date	Original	Size	Location	Reproduce	Notes
	21	(L) Ken Mitchell, (M) Sharon Hartley, (R) Bob Thompson, Boys dressed in Scouting uniforms and Sharon in Girl Guides uniform. On steps of the Church	1954?	No	5x 7	Downstairs, east wall	No	
	22	Girl Guide Company on front steps of Church. Mrs. D.S. McLennan-Captain. Group of 33.	1954	No	5x7	Downstairs, east wall	No	Looks like Sharon Hartley, one down from top row on left side of photo.
	23	Children's Choir, 31 children in Choir outfits	1953-54	No	5x7	Downstairs, east wall	No	
	24	First Wedding held at church. William G. Richards, Winfred Moffat and wedding party, Sister of the Bride, Mae Brown and her husband Robert "Bobby" Brown.	16-Jul-36	No	7 1/2 x 9 1/2	Upstairs east wall	No	Picture donated by granddaughter Marie south. Correspondence about the picture in Album 5, Scrapbook from Maria Richards daughter of the couple. On pink coloured






APPENDIX 2: Wall Photographs

Photo	Image #	Subject	Date	Original	Size	Location	Reproduce	Notes
	25	Original window display, text. Now located at Texada United Church. Photos taken and donated by Mr. and Mrs. G. Lechner of Texada Island United Church.	2000?	Yes	7 X 10.5	Upstairs east wall	No Needs new glass	New glass needed for frame. Frame 14 1/4 x11, glass 11 2/16 x 14 10/16
	26	Photo of Original Window with bible. Series of windows photographed and donated by Mr. and Mrs. G Lechner. Framed by Hiko Stock	2002	Yes	6.8" x 8.5	Upstairs east wall	No	1 of 2 in a frame
	27	Photo of Original Window with Alpha and Omega	2002	Yes	6.8" x 8.5	Upstairs east wall	No	2 of 2 in a frame
	28	Photo of Original Window Jesus with Lamb	2002	Yes	6.8" x 8.5	Upstairs east wall	No	1 of 2 in a frame. Looks like original window hung to the left of the church front doors.





APPENDIX 2: Wall Photographs

Photo	Image #	Subject	Date	Original	Size	Location	Reproduce	Notes
	29	Photo of Original Window Anchor	2002	Yes	6.8" x 8.5	Upstairs east wall	No	2 of 2 in a frame Original window hung on the north end of the vestibule on the lookers right of the front door.
	30	Display text, First Love is for Always by Rev. Howard (Pete) Collins	2000?	yes	7x 9 1/5	Upstairs east wall	No	
	31	Rev. Pete Collins	1973	No	4.5 x 6.5	Upstairs east wall	No	
	32	Bralorne Boulton Memorial Church Winter	Post 1947	No	7 x 9.5	Upstairs east wall	No	
	33	Bralorne Boulton Memorial Church Winter	1947-1960	No	7 x 9.5	Upstairs north wall	No	





APPENDIX 2: Wall Photographs

Photo	Image #	Subject	Date	Original	Size	Location	Reproduce	Notes
	34	Bralorne Boulton Memorial Church Spring or Fall. Post addition of basement. Features picket fence.	1947-1960	No	7 x 9.5	Upstairs north wall	No	
	35	Rev. George R. Pringle. Military Portrait. Church Minister July 1, 1940- July, 1 1941. Killed in active service over the British Isles on January 24, 1943.	1941-1943?	No	11 x 14	Upstairs north wall	No	A smaller copy is hanging on the east wall of the Church upstairs.
	36	Original Communion table built in the 1950s now located at Texada United Church	2000?	Yes	7 x 9.5	Upstairs west wall	No	
	37	Photo of Original Window of Palms	2002	Yes	7 x9	Upstairs west wall	No	1 of 2 in a frame
	38	Photo of Original Window of Torches	2002	Yes	7 x9	Upstairs west wall	No	2 of 2 in a frame

APPENDIX 2: Wall Photographs

Photo	Image #	Subject	Date	Original	Size	Location	Reproduce	Notes
	39	Photo of Original Window of crown	2002	Yes	7 x9	Upstairs west wall	No	1 of 2 in a frame
	40	Photo of Original His intertwined	2002	Yes	7 x9	Upstairs west wall	No	2 of 2 in a frame
	41	Photo of Original Window of Jesus with book, Altar window.	2002	Yes	7 x9	Upstairs west wall	No	1 of 2 in a frame
	42	Photo of Original Window of White Cross	2002	Yes	7 x9	Upstairs west wall	No	2 of 2 in a frame





APPENDIX 2: Wall Photographs

Photo	Image #	Subject	Date	Original	Size	Location	Reproduce	Notes
	43	Scott and Nicole Burns Wedding and wedding party. Four adults on stairs of Church	28-Jul-08	No	7 1/2 x 10	west side of church on top of china cabinet	No	Burns live across the street from the church. Ceremony held at Church, Bralorne Community Hall reception with 140 guests. Theme: Eco-friendly wedding, Local businesses and 100 mile diet.
	44	Thanksgiving display, cornucopia below the end Jesus window	1951	No	5 x 7	west side of church on top of china cabinet	No	
	45	Bralorne Church at night with Christmas lights	1957	No	8 x 10	east wall, vestibule	No	Photo taken by Joe Van Abeele
	46	Bralorne Church in summer with picket fence	1957	No	8 x 10	west wall, vestibule	No	Photo taken by Joe Van Abeele

APPENDIX 2: Wall Photographs

Photo	Image #	Subject	Date	Original	Size	Location	Reproduce	Notes
	47	Quote John 3:16	2001	Yes	8 x10	south wall, office	No	Dated May 19, 2001 on back
	48	Out side of Church possibly at night. A Bride and man walking with a bridesmaid in the background. Station wagon is decorated with flowers and the name Maureen.	1950s?	No	5 x7	west wall, office, upstairs	No	
	49	Wedding party on steps of Boulton Church with umbrella. Peter Maximchuck and Jenny E. Reynard wed. Harry Skoglund best man and Grace (Muir) Cavanagh Maid of Honour.	08-Jul-50	No	6 3/4 x 9 3/4	west wall, office, upstairs	No	Wed by Rev. R.E. Cribb. Hand Written note dated May 2007 on back of frame from Jenny
	50	Sage- Thompson wedding party on the steps of the Church. Bride and Groom in front in bottom. Four Groomsmen on the left and four bridesmaids on the right forming a V shape.	23-Jun-01	No	5 x7	west wall, office, upstairs	No	Better quality print in Album 5, Scrapbook.

APPENDIX 2: Wall Photographs

Photo	Image #	Subject	Date	Original	Size	Location	Reproduce	Notes
	51	Four person wedding party. Bride in groom in centre with groomsmen to the left and bridesmaid to the right. Standing in front of a curtain.	10-Jan-52	No	7 x10	west wall, office, upstairs	No	Party is not identified
	52	George Albert Harkness and Marie Mae Wilson Married at Bralorne approximately 1937	1937	No	4 x6	west wall, office, upstairs	No	
	53	Jean Stephens and Roy Bowie Wedding	18-Apr-57	No	4x6	west wall, office, upstairs	No	
	54	First Wedding held at church. William G. Richards, Winfred Moffat and wedding party, Sister of the Bride, Mae Brown and her husband Robert "Bobby" Brown	16-Jul-36	No	7 1/2 x 9 1/2	west wall, office, upstairs	No	Black and white replica of the photograph colour version 24 hanging in main church east wall. See additional notes above.

APPENDIX 2: Wall Photographs

Photo	Image #	Subject	Date	Original	Size	Location	Reproduce	Notes
	55	Annie and Harry Skoglund Wedding, Bralorne, BC	14-Jun-52	No		Upstairs north wall, office	No	
	56	Phyllis Camp and Wes Stephens wedding leaving the Bralorne Church with a shower of rice	16-Aug-55	No	8 1/2 x 11	Upstairs, east wall office	No	
	57	Jan Goodridge and Joe Nickoli exit the church steps with wedding party and reverend behind the	Jul-65	No	8 x10	Upstairs, east wall office	No	
	58	Pete and Sharon Lafortune, vow renewal inside Bralorne Church with attendants Emily Paille and Tom Farley on stage with them	05-Aug-00	No	8x10	Upstairs, east wall office	No	